

I/R Newsletter



FIELD MUSIC OF THE CIVIL WAR (in 54mm scale)

C-158 BUGLER, 1ST U.S. SHARPSHOOTERS, 1861-64

Young buglers, dressed in dark green, passed their officers commands to the expert riflemen of their company, all armed with the deadly Sharps Rifle. Full color painting guide included.

C-156 CIVIL WAR DRUMMER BOY

Steady drummer boys as young as 13 years old served in volunteer infantry regiments, doing the vital job of passing their officers orders by drum beat over the noise of battle. Full color painting guide for a Union drummer plus information on a Confederate.

C-157 DRUMMER BOY, COPPENS' LOUISIANA ZOUAVES, 1861

Dressed as colorful French Zouaves at the outset of the war, this battalion of fierce fighters for the Southern Cause was reduced to 30 effective men after the Battle of Sharpsburg, 17 Sept. 1862. Reorganized, they became the Confederate States Zouave Battalion. Full color painting guide included.

C-155 DRUM MAJOR, 1ST VIRGINIA REGIMENT, C.S.A., 1861

The drum major was responsible for instructing the company drummer boys in their duties and forming them into a Drum Corps when parading with the regimental band. Full color painting guide included.



INTRODUCTION:

Dear Collectors,

Welcome to the fascinating hobby of Model Soldier Collecting. It is the hobby that has enthralled the nobility since ancient Egypt, as the beautifully carved wooden armies of the Pharaohs found in an Egyptian tomb and now displayed in the Metropolitan Museum of Art in New York City can attest. Models have also been found sculpted in wood or cast in bronze, representing knights from the Middle Ages and the Emperor Napoleon III of France had statues of his soldiers cast in precious metal.

Cast metal toy soldiers of lead or tin have been available for children since the middle of the last century, ranging from the dime tin two dimensional or flat tin soldiers of Germany, to the fully round lead figures produced by Wm. Britain Ltd. since before the turn of the century. But for the most part, they all have been essentially toys, even though produced to an internationally set standard scale of 30mm for the flat and 54mm (1/32 scale) for the fully round models.

Only today can the 54mm scale model soldier be cast in all its greatly detailed accuracy with modern techniques, so that the hobbyist can assemble and paint a truly magnificent sculpture of a soldier from a specific unit in history.

For over 30 years, Innie/Risley Miniatures have pioneered this hobby with our original designs and remain the leader in this field with almost a thousand different 54mm scale models in stock at all times for the collector to choose from, and are readily available from your local hobby dealer or mail order firm. Each figure of museum quality is cast as fine jewelry in guaranteed uncontaminated metal and, unlike many imported castings, every I/R miniature comes with a complete painting guide free, and many are in full color.

We are proud to tell you that our I/R Miniatures have been on display at such leading museums as the Metropolitan Museum of Art in New York City, the Boston Fine Arts Museum and other historical and art museums in this country who use them to explain battles with large dioramas and smaller scenes, as well as individual figures to show period uniforms.

I/R Miniatures also pioneered the paint specifically designed for the model soldier. Reasonably priced, our "Original Military Colors" of fast setting flat (mat) paint, can be used on metal or plastic model soldiers and painted or air brushed on plastic model airplanes and tanks. Our publication "Colors" gives many helpful hints on painting World War II aircraft and tanks as well as shading techniques for model soldiers to give their uniforms a realistic, artistic painting quality.

We have also led in reference aids to the model soldier collector by publishing "The Model Soldier Manual," a helpful guide to "newcomers" as well as "old hands" to the hobby, for it outlines simply in step by step illustrations the assembly, converting and painting tips as well as information on building the groups and diorama scenes that attract so much attention in museums. Booklets on military uniforms are added to our publications periodically.

So, to the newcomer to this most fascinating hobby of recreating history in miniature, we say "Welcome" again, and to our "old hands" we hope you find the new additions to our line of interest and that this new, larger format and larger illustrations may stimulate your curiosity to try other models of our large selection to add to your display shelf.

Happy modeling,
I/R Miniatures

©1989 I/R MINIATURES, INC., BALLSTON SPA, NY 12020, U.S.A.

900 BC to the 17th Century




C-35

C-38

C-35 German Tribesman, Ca. 1st Century A.D. When Caesar's Roman Legions, in 55 B.C., temporarily bridged the Rhine, they battled the wild Germanic warrior tribes. Coloring guide in FULL COLOR included.

C-38 Viking Warrior, Ca. 1000 A.D. Raiders from Scandinavia brought death and destruction as they raged the North Atlantic seeking plunder and slaves. Full Color guide.



C-28



C-22

C-1

C-22 The Musketeers of King Louis XIII & Cardinal Richelieu, were popularized in stories of the "Three Musketeers". Coloring Guide included.

C-1 The Landsknecht of the 16th Century. This colorful figure comes with two handed sword. Complete with coloring guide.

C-28 Knight in Gothic Armor authentic down to the finest detail of the pig faced helmet with visor that actually lifts. The horse has light tappings including chariot and crest. Coloring information included.



C-20



C-37

9070

C-21

C-20 Mounted Assyrian Archer. The mighty armies of Assyria conquered Babylon and Egypt in the 9th Century B.C. Coloring Guide included.

Portuguese Gunner and Bombard Ca. 1500. This bombard was the first gun that could be traversed as well as elevated. The set includes gunner in chain mail with rammer and movable bombard.

C-37 Gunner
9070 Bombard

C-21 Roman Legionary, 1st Century A.D. These soldiers secured the borders of the Empire. Color guide included in FULL COLOR.



C-39

C-39 Slave Dealer and Slave Girl. A practice as old as organized warfare, inhabitants of a captured town were auctioned in the market place.



S-106

S-103

S-107

S-102



S-108

S-109

S-101

S-100



S-104

S-105

S-110

S-111

Men-at-Arms of the 14th Century

The foot soldiers of the middle ages who fought in the battles of Agincourt, Poitiers, etc. were raised by the nobility from the serfs and peasants on their lands. Their ranks were stiffened by a few hired companies of trained archers or crossbowmen, who, like the landsknechts, were loyal only to their captains, and contracted to fight for booty pay. Never uniformed, these levies usually wore pieces of armor looted from the battlefield over their ordinary clothes, although some obsolete armor and weapons were issued from the noble's armory. The footmen in the retinue of a nobleman would wear his coat of arms on a small shield on their jerkin. Rules of combat forbade villains from fighting with a knight once the noble had been unhoused.

- S-100 Archer, firing
- S-101 Archer, standing
- S-102 Swordsman, advancing
- S-103 Swordsman, standing
- S-104 Pikeman, advancing
- S-105 Pikeman, walking
- S-106 Axeman, advancing
- S-107 Axeman, standing
- S-108 Crossbowman, standing
- S-109 Crossbowman, walking
- S-110 Hand Cannonier, walking
- S-111 Hand Cannonier, firing

Coloring guide included



ROYAL ROUSSILLON REGIMENT, 1755-60
This model represents a private in full marching order as he might have appeared at a post-upt, weighed down with equipment after unloading a canoe or barge. Coloring guide IN FULL COLOR and reference for the other six French regiments in Canada included. C-32



GRANADIER OF THE 77TH (HIGHLAND) REGIMENT OF FOOT, 1757-63
Served in America at the capture of Fort Du Quesne (renamed Fort Pitt) in 1758 and in the 1760 expedition against the Cherokee Indians in South Carolina. Coloring Guide IN FULL COLOR, including reference for the 42nd and 78th Highland regiments in America. C-33



ROGERS RANGERS, FRENCH AND INDIAN WAR, 1756-1760
The Rangers were active in the Lake George-Fort Ticonderoga area and are well known for their exploits against the Sabel Frontier Indians. Coloring Guide with painting instructions and a FULL COLOR print. C-29

3-63 Diorama Factor—British. Contents: 4 packs, 4 muskets, 1 camp kettle, 1 axe, 1 cocked hat, 1 fusilier cap, 2 hatless heads, 4 axes.

5-64 Diorama Factor—American. Contents: 4 packs, 4 muskets, 1 camp kettle, 1 axe, 1 cocked hat, 1 light infantry cap, 2 hatless heads, 4 assorted axes.

**ORDER INFORMATION FOR SERIES 41, 42, 43, 44, 50, 51
SHOWN ON FOLLOWING PAGES.**

When ordering, the first two numbers of the ordering code refer to the hat series as found illustrated on the next page. (Ex: 41-24 is an American infantryman wearing a cocked hat and standing in a relaxed position with his musket slung on his shoulder. See photo on next page.)

The numbers on this page refer to the positions shown in the silhouette.

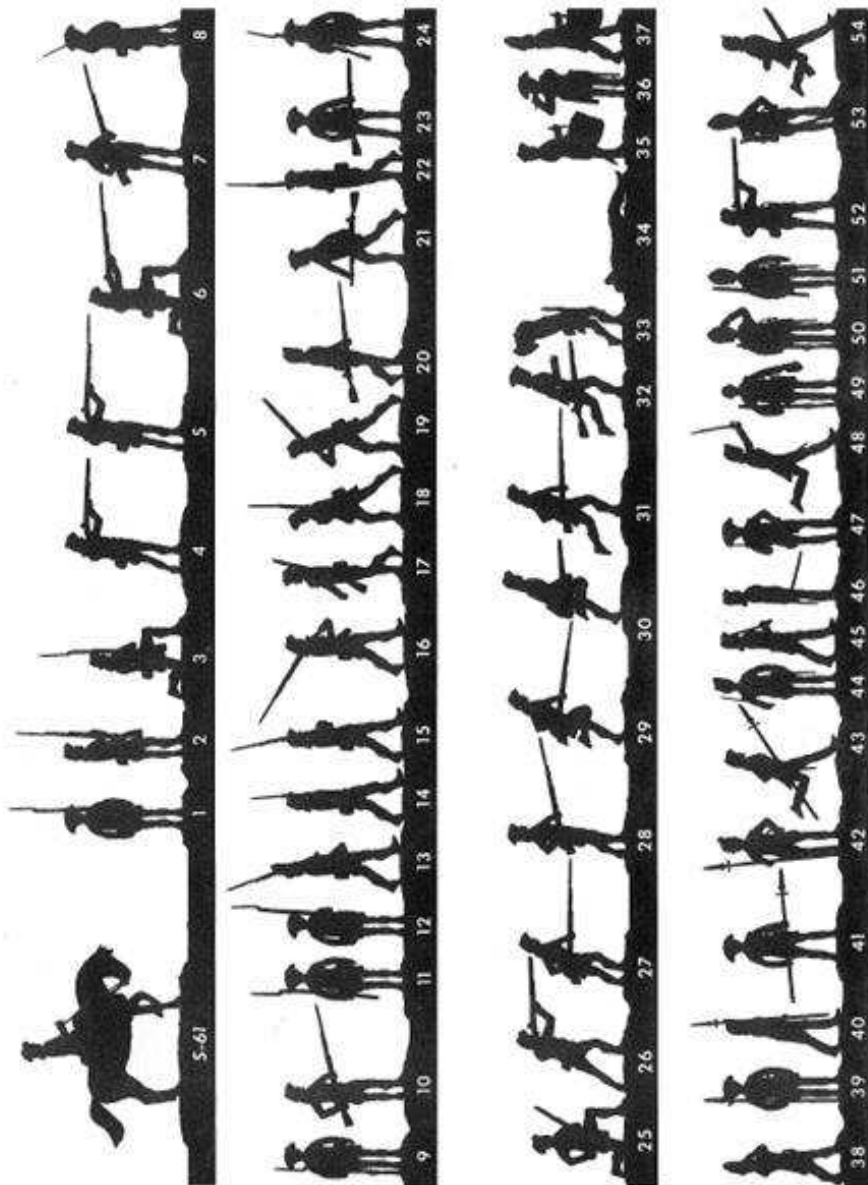
So to order, combine first the hat series number, then the position number. (Example: 41-24 is an American infantryman wearing a cocked hat and standing in a relaxed position with his musket slung on his shoulder. See photo on next page.)

- MANUAL OF ARMS**
- 1 SHOULDER FIRELOCK—The position of attention for soldiers of all armies.
 - 2 POISE & COCK FIRELOCK—All soldiers bring their muskets before the face, the first rank kneels and all cock back the hammer into firing position (see command).
 - 3 TAKE AIM & FIRE—On commands, the 5 muskets are pointed and triggers pulled.
 - 4 HANDLE CARTRIDGE
 - 5 CHARGE CARTRIDGE
 - 6 ORDER FIRELOCK
 - 7 PRESENT ARMS—Similar to position 1.
 - 8 CHARGE BAYONET—A position to receive an attack or offer challenge.
 - 9 ADVANCE ARMS—The Carry position of the corporals and sergeants with muskets.
 - 10 SUPPORT ARMS—An alternate position for the soldier if ordered to change from Shoulder Arms (1).

- MARCHING IN STEP**
- 13 SHOULDER FIRELOCK—
 - 14 ADVANCED ARMS—The formal carry for the N.C.O.
 - 15 SUPPORT ARMS—An alternate to position 13.
 - 16 SLOPE ARMS—Another alternate favored by the Americans on the march.
 - 17 ROUTE MARCH—out of step—any of the formal marching positions (13 through 15) may be ordered.
 - 18 SLUNG MUSKET—Walking.
 - 19 SLUNG MUSKET—Extended walk, bent forward.
 - 20 SLOPE ARMS—Extended walk, bent forward.
 - 21 TRAIL ARMS—Walking.
 - 22 TRAIL ARMS—Extended walk, bent forward.
 - 23 SUPPORT ARMS—Walking.
- CAMP LIFE**—Any of the models may be used in camp scenes, plus the following:
- 23 RELAXED—Musket across body.
 - 24 RELAXED—Musket slung.
 - GUARD DUTY—Standing—position 1, walking—position 22.
 - BATTLE—All the formal standing and marching positions, plus the following action models:
 - 25 KNEELING—Loading.
 - 26 FIRING—Firing off hand.
 - 27 AT READY—Bayonet leveled, feet spread.
 - 28 AT READY—Bayonet leveled, advancing.
 - 29 AT READY—Bayonet leveled, running, right leg up.
 - 30 AT READY—Running, right leg up.

- 31 AT READY—Bayonet leveled, running, right leg back.
 - 32 AT TRAIL—Running, right leg back.
 - 33 WOUNDED—Falling back.
 - 34 WOUNDED—Lying on back.
- BOY MUSICIANS**
- 35 DRUMMER, ATTENTION—Playing.
 - 36 FIFER, ATTENTION—Playing.
 - 37 DRUMMER, MARCHING—Playing.
 - 38 FIFER, MARCHING—Playing.
- OFFICERS—with sword.**
- 39 OFFICER, ATTENTION.
 - 40 OFFICER, MARCHING.
 - 41 OFFICER, ASTRIDE.
 - 42 OFFICER, RELAXED.
 - 43 OFFICER, RUNNING.
- OFFICERS—with musket.**
- 44 OFFICER, ATTENTION—Saluting, cocked hat type.
 - 45 OFFICER, ATTENTION—Saluting, other than cocked hat type.
 - 46 OFFICER, MARCHING.
 - 47 OFFICER, ASTRIDE—Firing.
 - 48 OFFICER, RELAXED.
 - 49 OFFICER, RUNNING.

*All figures are made in 54mm scale, except in hat form only.




Series 41 American Infantryman

Series 41 American Infantry in cocked hat

This was the basic uniform of the Continental Army during the American Revolution. The different states tried to supply their regiments with complete uniforms, but judging from the deserter reports of the day, men from the same state would have different colored regimental coats and facings, giving the army a very lively and colorful look when turned out for parade or battle. Enough clothing for the army was obtained from France in 1778 and again in 1780 when the troops from New Hampshire, Massachusetts and Rhode Island had dark blue coats with white facings, those from New York and New

Jersey had buff facings, Pennsylvania, Delaware and Maryland with scarlet facings while North Carolina as well as Georgia had dark blue coats and facings with white button hole lace. (Coloring information included with series #41 is for the Delaware regiment, Congress' Own Regiment and Washington's Guard).

**Ordering Note: When ordering series #41, use the numbered silhouette for the position of the model you want. (Example: 41-24 pictured below).*



41-17

41-10

41-26

41-43

41-24

Series 42 American Light Infantry

Series 42 American in light infantry cap

A special company was formed to stay of the American regiments, following the British system, of active, well disciplined men to function as light infantry scouts and skirmishers. At times all the American light infantry were gathered into an elite battalion for specific missions. The battalion of well trained and equipped soldiers that Delaware sent to join Washington's army before the battles of Long Island and White Plains were all wearing this type of cap, including officers and musicians. The clothing that arrived from France in 1778 for the entire army, including the light troops, was apportioned to the same Continental regiments as follows:

Dark blue faced red for North Carolina, Maryland, New Jersey, and New York, those who drew red brown uniforms coats faced red were Virginia, Delaware, Pennsylvania, Massachusetts, New Hampshire and Congress' Own Canadian regiment. Since there were more blue faced red uniforms, some Massachusetts, Virginia and Delaware regiments were issued these. (Coloring information included with series #42 is for the Delaware Battalion, and Congress' Own light company).

**Ordering Note: When ordering series #42, use the numbered silhouette for the position of the model you want. (Example: 42-20 pictured below).*



42-20

42-27

42-40

41-32

41-19

41-13


Series 43 Officer-Commander-in-Chief's Guard

Series 43 Washington's Guard in fur crested helmet

General Washington's infantry guard consisted of a full company of men charged with the protection of his person, his headquarters staff, military papers, money and baggage. Originally formed in March of 1776, it was reformed under secret orders in early 1778, authorizing only native born men as it was found that foreign born soldiers were unreliable, for indeed, a plot was uncovered involving several of his guard to assassinate the General. The reformed guard was composed of two men from the Continental regiments at Morristown, each man

had to be 5' 9" tall, well formed and disciplined. They were distinguished by their red waistcoats, and, after 1780, the fur crested helmet patterned after those adopted by Lafayette for his light infantry. (Coloring information for the Guard are included with the casting series #43, as well as for series #41 when they appeared in cocked hats).

**Ordering Note: When ordering series #43, use the numbered silhouette for the position of the model you want. (Example: 43-42 pictured below).*



43-42

41-11

41-23

41-36

41-35

41-7

Series 44 American Marines

During the early years of the Revolution, Marines were raised and used by several of the States but little is known about their uniforms. General John Glover's Micklehead Regiment, made up largely of fishermen, are variously described as wearing blue round jackets and trousers trimmed with leather buttons, ruffing jackets, or light colored coats faced red with buff breeches, blue stockings and felt hats. Maryland State Marines were thought to have been equipped with New hunting shirts.

In November of 1775, the Congress authorized two battalions of Marines into continental service and then, with the following resolution, started what was to become the present day Marine Corps:

"That two battalions of Marines be raised consisting of one colonel, two lieutenant colonels, two majors, and other officers, as usual in other regiments; that they consist of an equal number of privates with other battalions; that particular care be taken that no persons be appointed to offices or enlisted into said battalions but such are good swimmers or so acquainted with maritime affairs as to be able to serve with advantage by sea when required; that they be enlisted and commissioned to serve for and during the present war between Great Britain and the colonies, unless dissolved by order of Congress; that they be distinguished by the names of the First and Second Battalions of American Marines."






44-42

44-44

44-35

44-9




Series 50 British Fusileer

Series 50- British Fusileer in fur cap

British fusileer regiments during the American Revolution wore the fur cap of the elite grenadiers. Three Royal Foot Regiments of Fusileers served in America, the 76th (Royal Fusileers), the 21st (Royal North British Fusileers) and the 23rd (Royal Welsh Fusileers). In addition, the 5th Foot also had fusileer style bearskin caps for the entire regiment, in recognition of their defeat of the grenadiers in 1759, but they were not titled "Fusileers" until many years after the Revolution. It is interesting to note that company

officers and N.C.O.s of fusileer regiments never carried pole arms as the rest of the army did at the beginning of the Revolution, but were armed with light muskets (*fusils*) from which the title fusileer was derived. (Coloring information included with this series #50 is for the 21st Foot.)

**Ordering Note: When ordering series #50, use the numbered silhouettes for the position of the model you want. (Example: 50-13 pictured below.)*




Series 51 British Infantryman

Series 51- British infantry in cocked hat

This was the basic dress for the British and Loyalist soldier during the Revolution. A soldier's regiment was distinguished by the color of the collar, lapels and cuffs of his red coat, and these "facing colors" ranged from dark blue for all Royal regiments, to shades of green, yellow, buff, red and black. Further identification were the numbers on his buttons and the colored striping on the white lace around the button holes. Loyalist infantry regiments originally wore dragoon in dark green coats with the above facing colors, but later in the war many changed to the red coats of the regulars. Musicians

of all British and Loyalist Foot regiments wore the bearskin of the grenadier and had the sides of their coats and lapels reversed, making a colorful complement to the red of the army. (Coloring information included with this series #51 is for the 10th Foot, a yellow facing regiment, and Johnson's Royal Regiment of New York.)

**Ordering Note: When ordering series #51, use the numbered silhouettes for the position of the model you want. (Example: 51-18 pictured below.)*





73-13



85-04



72-01



72-17



74-03



80-22



85-15



80-02



72-21



74-18



71-12



70-11



75-23



80-16



71-05



70-24



C-34



S-34

Cavalry of The American Revolution

	<i>Philadelphia Light Horse Troop 1777-81</i>	<i>1st Continental Dragoon (Dunsmuir) 1775</i>	<i>3rd Continental Dragoon (Sturdevant) 1775</i>	<i>5th Continental Dragoon (Baker) 1775-78</i>	<i>8th Continental Dragoon (Sturdevant) 1775</i>	<i>17th Light Dragoon 1778-81</i>	<i>Queen's Buffs (Sturdevant) 1778</i>
	Code No.	Code No.	Code No.	Code No.	Code No.	Code No.	Code No.
OFFICERS OF CAVALRY							
Officer, pointing sword	70-02	71-02	72-02	73-02	74-02	80-02	85-02
Officer, hand on hip	70-03	71-03	72-03	73-03	74-03	80-03	85-03
Officer, sword up	70-04	71-04	72-04	73-04	74-04	80-04	85-04
Officer, firing pistol	70-05	71-05	72-05	73-05	74-05	80-05	85-05
TROOPERS OF CAVALRY							
Trooper, sword on shoulder	70-10	71-10	72-10	73-10	74-10	80-10	85-10
Trooper, carbine slung	70-11	71-11	72-11	73-11	74-11	80-11	85-11
Trooper, carbine on knee	70-12	71-12	72-12	73-12	74-12	80-12	85-12
Trooper, pistol upraised	70-13	71-13	72-13	73-13	74-13	80-13	85-13
Trooper, sword straight	70-14	71-14	72-14	73-14	74-14	80-14	85-14
Trooper, pistol upraised	70-15	71-15	72-15	73-15	74-15	80-15	85-15
Trooper, firing carbine	70-16	71-16	72-16	73-16	74-16	80-16	85-16
Trooper, drawn sword	70-17	71-17	72-17	73-17	74-17	80-17	85-17
TRUMPETERS OF CAVALRY							
Trumpeter, holding trumpet	70-21	71-21	72-21	73-21	74-21	80-21	85-21
Trumpeter, blowing	70-22	71-22	72-22	73-22	74-22	80-22	85-22
Trumpeter, blowing	70-23	71-23	72-23	73-23	74-23	80-23	85-23
Trumpeter slung, sword drawn	70-24	71-24	72-24	73-24	74-24	80-24	85-24

C-34 Mounted Officer of Lanson Legion
 S-08 General George Washington, on standing horse.
 S-07 General George Washington, hat in hand, (see page 8) on foot
 S-09 Martha Washington (see page 8) on foot



Hessians from the American Revolution

Long Island, White Plains, Trenton—throughout the Revolution, the Hessians provided an effective adjunct to the British army. IJR rounds out its ever expanding line of Revolutionary War figures by offering 3 types of Hessians—MUSKETEERS, FUSILIERS, GRNADIERS. All three types are offered in a large variety of action positions to build

small scenes or large diorama. Again IJR has concentrated on detail by engraving the cap plates, seeing that all the equipment, such as canteen and haversacks are correct, and arming them with realistic swords and muzzles. Coloring information included.



S-41

C-50

Standing attention
Order firelock
Standing firing
Kneeling firing
Kneeling at ready
Kneeling loading
Standing at ready
Marching
Marching slope arms
Advancing
Walking musket slung
Walking trail arms
Standing musket slung
Standing relaxed
Lunging
Lunging firing
Wounded falling
Running trail arms
Charging
Drummer Standing
Drummer Marching
Officer w/spontoon
Officer carrying spontoon

MUSKETEERS	FUSILIERS	GRNADIERS
53-60	54-60	55-60
53-61	54-61	55-61
53-62	54-62	55-62
53-63	54-63	55-63
53-64	54-64	55-64
53-65	54-65	55-65
53-66	54-66	55-66
53-67	54-67	55-67
53-68	54-68	55-68
53-69	54-69	55-69
53-70	54-70	55-70
53-71	54-71	55-71
53-72	54-72	55-72
53-73	54-73	55-73
53-74	54-74	55-74
53-75	54-75	55-75
53-76	54-76	55-76
53-77	54-77	55-77
53-78	54-78	55-78
53-79	54-79	55-79
53-80	54-80	55-80
53-81	54-81	55-81
53-82	54-82*	55-82*
53-83	54-83*	55-83*

*Same as 53-82 and 53-83

C-50 Hessian Officer, Regt. Erbprinz.
S-41 Field Jaeger of Hesse Cassel



51

53

54

52



C-48

The latest releases from IJR are 54 mm metal figures of Revolutionary War subjects. Kits are complete with painting information in full color.

- C-51 Continental Infantry
- C-52 Continental Sailor
- C-53 Continental Marine
- C-54 Militia Man
- C-48 British Light Infantry, Walking
- C-49 British Grenadier, Charging
- C-55 British General Officer, American Revolution
- C-56 British 17th Light Dragoon, 1775-83, on foot
- C-57 2nd Continental Dragoon, 1779-81, on foot
- C-60 British 17th Lt. Dragoon on foot with horse



C-49



C-57

C-56

C-60

C-55



With the creak of harness leather, the groaning of heavy wheels turning on their axes and a rattle of chains, civilian drivers moved this 6 pound cannon forward over rutted roads to take their part in our country's history. Used by both sides, fired by stalwart artillerymen, guns such as this belched forth round shot and grape during the famous battles of Trenton, Monmouth, Yorktown and many more. On one occasion, after a famous battle, General Washington wrote to his chief of artillery: "Never have guns been better served." Now available in unpainted form to the collector for the first time is this exciting miniature, carefully researched, detailed, and cast in the manner you have come to expect from Innie/Risley Miniatures.

REVOLUTIONARY WAR ARTILLERY TEAM

- #9900 6 pound cannon kits
- #9901 Limber
- #9902 Wheel horse (W21)
- #9903 Lead Horse (W34)
- #9904 Civilian mounted driver
- #9905 Civilian driver standing
- AB44 Wooden display base (unfinished only) 12 1/2" x 5" x 9"



#9011 #9012 #9013



#6032 #6034 #6033 #9000 #6031



#6003 #6004 #9011 #6066



#6003 #6001 #6002 #6004



#6066 #6063 #6064 #6072 #9000 #6071



#6011 #6012 #9000 #6015 #6016

AMERICAN & BRITISH ARTILLERY OF THE REVOLUTION

(Assembly and coloring information included with each kit)

- Code No.
- #900 12 pound Napoleonic cannon kit (used in 1775)
 - #9000 6 pound cannon kit
 - #9011 3 pound "galloper" gun kit
 - #9001 Limber (for use with cannon kits #900, 9000 & 9010)
 - #9002 Wheel horse (W21) standing (to use with limber and "galloper" gun)
 - #9003 Lead horse (W34) standing (to use with 6 and 12 pound guns)
 - #9012 Wheel horse (W56) walking (to use with all guns)
 - #9004 Civilian mounted driver (for lead horse only)
 - #9005 Civilian driver standing (for any horse)
 - #9013 Civilian driver walking (for any horse)

Basic American & British in Rhode Island Train of Artillery, 1775

- Code No. 1775-82
- | | | |
|-------|-------|--|
| #6001 | #6051 | WALKING WITH THE GUN |
| #6002 | #6052 | Walking with bucket |
| #6003 | #6053 | Walking with ramrod |
| #6004 | #6054 | Striding with handspike |
| #6005 | #6055 | Walking with handspike |
| | | Officer, walking with spoonoon |
| | | MOVING GUN INTO POSITION |
| #6011 | #6061 | Walking, holding handspike |
| #6012 | #6062 | Walking to hold handspike |
| | | Two figures are needed to support trail of 3, 6, and 12 pound cannons. |
| | | MOVING GUN INTO POSITION |
| #6013 | #6063 | Walking, for holding handspike |
| #6014 | #6064 | Walking, for holding handspike |
| | | Two figures are need to support shafts of the "galloper" gun. |
| #6015 | #6065 | Pulling on drag rope |
| #6016 | #6066 | Two of this model are needed to pull any gun. |
| | | Officer, astride, holding spoonoon. |
| | | LOADING THE GUN |
| #6013 | #6063 | Walking, for holding handspike |
| #6014 | #6064 | Walking, for holding handspike |
| | | Two figures are needed to carry the ammunition boxes supplied with the 6 pound cannon. |
| #6021 | #6071 | Ramming, or cleaning gun barrel |
| #6022 | #6072 | Covering vent on gun barrel |
| #6016 | #6066 | Officer, astride, holding spoonoon. |
| | | FIRING THE GUN |
| #6031 | #6081 | Attention, with ramrod. |
| #6032 | #6082 | Astride, with handspike. |
| #6033 | #6083 | Firing the cannon. |
| #6034 | #6084 | Striding with bucket. |
| #6016 | #6066 | Officer, Astride, holding spoonoon. |

MUSKET AND RIFLEMEN OF THE REVOLUTION



S-42



S-201



S-207 bk. View

I/R Miniatures presents another series of figures in 54mm (1/32 scale) from the American Revolution. S-201 to 207 offers the collector a variety of positions plus two full color guides showing 7 different color schemes for the hunting shirts. We include the rifleman (S-42) because of his participation with the musketeers. These new figures form a colorful display with their hunting shirts ranging in color from purple through blue and green etc. This was a common form of dress throughout the war when many who had no regimental coats were issued this style of dress.

- S-42 Rifleman
- S-201 Musketeer, firing
- S-202 Musketeer, loading
- S-203 Musketeer, musket slung
- S-204 Musketeer, at the trail
- S-205 Musketeer, reaching for cartridge
- S-206 Musketeer, standing relaxed
- S-207 Musketeer, at the ready



S-205



S-204



S-206



S-203



S-202



S-207



C-14



C-18



C-39



C-15



4055



C-17



4056



S-15



4009



C-2




C-3



S-23

- S-56 American Artilleryman, Lamb's Battery, complete with ramrod, musket, and drag rope.
- C-15 An officer of the famous "Black Watch" Regiment in full dress uniform as he would appear in America during the Revolutionary War. Coloring guide included.
- C-16 A soldier of the "Black Watch" Regiment in campaign uniform at the end of the Revolutionary War. Coloring information included.
- C-17 The American musketeers that invaded Canada in General Arnold's attempt to capture Canada for the American cause is depicted in Canadian winter dress. Coloring guide included.
- C-18 The two South Carolina regiments that defended their state from British invasion at Fort Moultrie at the beginning of the Revolution. Coloring guide included.
- C-19 This model is an example of American Light Infantry as they appeared in their role during the attack on the British redoubt at Yorktown.

- 4055 Minuteman of the American Revolution as he appeared at Lexington and Concord, complete with "Brown Bess" musket and cartridge box, ready for action.
- 4056 Militia Man of the Revolution armed with the famed "Kentucky Rifle," powder horns and shot bag. These civilians organized as armed units were also used before the War as protection against hostile Indians.
- 4009 Drummer Boy of "Congress' Own" Regiment as they appeared at Fort Tussocks in 1776.
- C-2 Militia Officer of the Virginia Regiment as he appeared before his regiment on parade. This is the style uniform worn by British Officers during the French and Indian War.
- C-3 Colonial Lady circa 1755, companion piece for C-2.
- S-23 Private of the 68th Foot (Royal Americans), 1758. This fully equipped soldier can also be painted as private of the "Jersey Blues."




The 42nd (Black Watch) at Waterloo

1/8 Miniatures Highlanders form the perfect dioramas of the Waterloo and Quatre Bras Squares, affording the collector a wide range of positions. The figures also make handsome individual models and may be painted as any of the Highland Battalion Companies of the period.

Coloring guide included

- S-150 Piper Marching
- S-151 Officer, Standing Sword Drawn
- S-152 Officer, Standing with Flag
- S-153 Sergeant, Advancing with Pike
- S-154 Sergeant, Walking Pike on Shoulder
- S-155 Highlander, Standing Firing
- S-156 Highlander, Loading
- S-157 Highlander, At the Ready
- S-158 Highlander, Third Rank
- S-159 Highlander, At Ease
- S-160 Highlander, Kneeling At Ready
- S-161 Highlander, Kneeling Loading



Napoleonic "Old Guard" Grenadiers

The pride of Napoleon's army, the famous "Old Guard" Grenadiers, produced in a variety of positions uniquely suited for small groupings and dioramas. From breakfast to candlelight, every detail is there to make these new figures come alive. Color guide included.

- S-69 Firing
- S-70 At ease
- S-71 Marching
- S-72 Drummer walking
- S-73 Officer walking
- S-74 At ready
- S-75 Advancing



C-4 Colonel Officer, 1809-1812
C-7 Sapper of Napoleon's Old Guard, ca. 1812

FRENCH ARTILLERY 1775-1815

900 12 pounder fieldpiece, 28 pieces in this kit, including working elevation screw, movable ammunition box lid, handspikes, sponge rod, water bucket, firing stick, assembly instructions and information on the movement of the crew to fire the cannon, plus color information on artillery pieces of all armies.



- Dismounted Hussars. Each of these hussars can be painted in any of the uniforms of the various regiments. Complete with coloring guide.
- 2022 Trumpeter Elite Company, 1800-1815
- 2000 Officer, ca. 1790, in wing cap
- 2006 Trooper, 1800-12 in shako



Hussars

MOUNTED FRENCH HUSSARS

HUSSARS IN WING CAP, early 1700's-1800

- 1000 Officer, standing horse, sabre on shoulder
 1001 Trooper, standing horse, sabre on shoulder
 1002 Trumpeter, standing horse, trumpet slung
 1003 Trooper, dismounted, holding standing horse
 1010 Officer, walking horse, hand on hip
 1011 Trooper, walking horse, holding carbine
 1012 Trumpeter, walking horse, holding trumpet
 1015 Officer, charging horse, sabre pointing
 1016 Trooper, charging horse, sabre pointing
 1017 Trumpeter, charging horse, blowing trumpet

HUSSARS IN SHAKO, 1800-1812

- 1020 Officer, standing horse, sabre on shoulder
 1021 Trooper, standing horse, sabre on shoulder
 1022 Trumpeter, standing horse, trumpet slung
 1023 Trooper, dismounted, holding standing horse
 1030 Officer, walking horse, hand on hip
 1031 Trooper, walking horse, holding carbine
 1032 Trumpeter, walking horse, holding carbine
 1035 Officer, charging horse, sabre pointing
 1036 Trooper, charging horse, sabre pointing
 1037 Trumpeter, charging horse, blowing trumpet

HUSSARS, ELITE COMPANY, 1800-15, IN BUSBY, (full dress)

- 1040 Officer, standing horse, sabre on shoulder
 1041 Trooper, standing horse, sabre on shoulder
 1042 Trumpeter, standing horse, trumpet slung
 1043 Trooper, dismounted, holding standing horse
 1050 Officer, walking horse, hand on hip
 1051 Trooper, walking horse, holding carbine
 1052 Trumpeter, walking horse, holding trumpet
 1055 Officer, charging horse, sabre pointing
 1056 Trooper, charging horse, sabre pointing
 1057 Trumpeter, charging horse, blowing trumpet

HUSSARS IN CYLINDRICAL SHAKO, 1812-15

- 1062 Trumpeter, standing horse, trumpet slung
 1063 Trooper, dismounted, holding standing horse
 1076 Trooper, charging horse, sabre pointing



1062 Trumpeter, standing horse (B-1), trumpet slung

1011 Trooper, walking horse, holding carbine

1076 Trooper, charging horse, sabre pointing

1015 Officer, charging horse, sabre pointing

DISMOUNTED HUSSARS

HUSSAR IN WING CAP, early 1700's-1800

- 2000 Officer, standing with down sabre
 2001 Trooper, standing with carbine
 2002 Trumpeter, standing holding trumpet

HUSSARS IN SHAKO, 1800-12

- 2005 Officer, same as above
 2006 Trooper, same as above
 2007 Trumpeter, same as above

HUSSAR, ELITE COMPANY, 1800-15, IN BUSBY (full dress)

- 2010 Officer, same as above
 2011 Trooper, same as above
 2012 Trumpeter, same as above

HUSSAR IN CYLINDRICAL SHAKO, 1812-15

- 2015 Officer, same as above
 2016 Trooper, same as above
 2017 Trumpeter, same as above

HUSSAR, ELITE COMPANY, 1800-15, IN BUSBY (field dress)

- 2020 Officer, same as above
 2021 Trooper, same as above
 2022 Trumpeter, same as above



1021 Trooper, standing horse, sabre on shoulder

1020 Officer, standing horse, sabre on shoulder



1050 Officer, walking horse, hand on hip

1012 Trumpeter, walking horse, holding trumpet

1063 Trooper, dismounted, holding standing horse

1057 Trumpeter, charging horse, blowing trumpet

Civil War Infantry

Superb and authentically detailed unpainted castings 5 1/2" high. The head and arms are separate and interchangeable. Large groups and dioramas can be assembled, with no two figures exactly the same. The spirit of the battle of the Civil War can be re-created in these lifelike replicas of these rugged soldiers of the North and South.

SPECIFY UNION OR CONFEDERATE Complete With Coloring Guide

- S-4 Advancing
 - S-5 Marching
 - S-6 Standing firing
 - S-7 Standing at ready
 - S-8 Standing relaxed
 - S-9 Running left foot back
 - S-10 Running right foot back
 - S-11 Running left foot forward
 - S-12 Attention, shoulder arms
 - S-13 Kneeling firing
 - S-14 Dead, on back
 - S-15 Company officer standing
 - S-16 Company officer walking
 - S-17 Company officer running
 - S-18 Drummer boy marching
 - S-21 Federal infantryman in overcoat at attention (Union Only)
- All parts are interchangeable except for the drummer's arms and S-21.



S-4 S-5 S-6 S-15a S-12a S-9 S-10 S-11a S-11b S-12b S-13a S-13b S-14a S-14b S-17a S-17b S-18a S-18b S-19a S-20a S-20b S-21

CIVIL WAR ZOUAVES*

- S-25 Minuteman, 114th Pennsylvania Volunteer Infantry (Colts Zouaves)
- S-26 Union Zouave, 146th New York, standing with cap
- S-27 Union Zouave, 146th New York, shoulder arms
- S-28 Union Zouave, 146th New York, firing
- S-29 Union Zouave, 146th New York, at ready
- S-30 Confederate Louisiana Zouave, with cap
- S-31 Confederate Louisiana Zouave, shoulder arms
- S-32 Confederate Louisiana Zouave, firing
- S-33 Confederate Louisiana Zouave, at ready

*The potter casting is a basic type and may be painted as almost any souvere unit, North or South.



S-26 S-27 S-33



3023



3013



3004

Civil War Cavalry

ON STANDING HORSES

- CODE NO.
 3000 Officer, arm upraised
 3001 Trooper, carbine slung
 3002 Bugler, bugle slung
 3003 Guidon, Confederate
 3004 Guidon, Union
 *3005 Lancer, Union
 3006 Trooper, on picket duty

ON WALKING HORSES

- CODE NO.
 3010 Officer, hand on hip
 3011 Trooper, holding carbine
 3012 Bugler, holding bugle
 3013 Guidon, Confederate
 3014 Guidon, Union (horse)
 *3015 Lancer, Union

ON RUNNING HORSES

- CODE NO.
 3020 Officer, with pistol
 3021 Trooper, with saber
 3022 Bugler, blowing
 3023 Guidon, Confederate
 3024 Guidon, Union
 *3025 Lancer, Union
 3026 Officer, on falling horse

Each figure comes with assembly instructions and Union and Confederate coloring information.

*6th Pennsylvania Volunteer Cavalry (Bush's Lancers). Use Officer, Bugler and Guidon castings to complete this regiment.



3021



3011



3010



3006



3001



3002



3030



3031



3000



3022



3024



3015

- 3030 Union officer (General Meade) with field glasses.
 3031 Union officer (General Meade) pointing with sword.
 3032 Confederate officer (General Jackson) with field glasses.
 3033 Confederate officer (General Jackson) pointing with sword.
 C-58 Confederate Gen. J.E.B. Stuart.
 C-65 Confederate Gen. Robert E. Lee.



C-65



C-58



3032



3033



3050



3051



3055



3052



S-39A

S-39B



S-34



S-35



S-36



S-37

Civil War Cavalry Dismounted

CIVIL WAR DISMOUNTED CAVALRYMEN WITH HORSE each with coloring guide for Union or Confederate cavalryman.

- 3050 Trooper dismounting
- 3051 Trooper horse handler
- 3052 Trooper walking with horse
- 3053 Trooper kneeling firing over dead horse
- 3054 Trooper kneeling loading over dead horse
- 3055 Trooper lying firing over dead horse

CIVIL WAR DISMOUNTED CAVALRYMEN IN ACTION each with coloring guide for Union or Confederate cavalryman.

- S-34 Trooper standing firing.
- S-35 Trooper standing outside.
- S-36 Trooper walking.
- S-37 Trooper running.
- S-38 Trooper kneeling firing.
- S-39A Trooper kneeling at the ready.
- S-39B Trooper kneeling loading.
- S-40 Trooper lying firing.



S-66

S-67

S-65

#9021

Civil War Artillery and Crew

Innie/Risley Miniatures now offers Guns of the Civil War Field Artillery used by both the North and South, to give your groups and dioramas a variety of interest. Each model comes with a color guide for both Union and Confederate cannon and crews.

CANNON KITS

- #9020 12 pdr. bronze "Napoleon" smooth bore gun-howitzer, model 1857
- #9021 10 pdr. iron Parrott rifle, ca. 1861
- #9022 12 pdr. steel Whitworth breech or muzzle loading rifle, ca. 1861

CREWS

UNION OR CONFEDERATE

- S-65 Gunner pulling lanyard
- S-66 Cannoneer with ramrod
- S-67 Cannoneer with case
- S-68 Officer of Artillery

(Color guides for both included with each kit.)



S-65



S-66




#9022 12 pdr. Whitworth

#9020 12 pdr. Napoleon

#9021 10 pdr. Parrott

Civil War 3-Inch Ordnance Rifle And Limber With Ammunition Chest



KIT 9025 3-INCH ORDNANCE RIFLE, 1861-65
Officially adopted by the U. S. Army Ordnance Board in 1861, this light rifled field gun was the most used light artillery piece of the Civil War and was greatly prized by Confederate artillery when captured. This kit is a welcome addition to our other field pieces Kit 9020 Light Artillery Napoleon smoothbore gun howitzer, Kit 9021 10-pdr. iron Parrott rifle and Kit 9022 12-pdr. steel Whitworth breech or muzzle loading rifle, which was imported from England (see I-B Catalog #160, page 10 for guns and crew). Assembly guide included with each model.

KIT 9026 LIMBER WITH AMMUNITION CHEST
Each Civil War cannon was attached to a limber with its ammunition chest when the field or horse artillery took the field, and was drawn by a six horse team. When the cannon was removed (unlimbered) from the limber and went into firing position, the horse teams were removed to the rear and the limber was brought close to the rear of the cannon's trail for a rapid supply of ammunition. This kit comes with ammunition for all our cannon kits (9020, 9021, 9022 and 9023) to insert into the open limber chest. A step by step assembly guide is included.



C-10 SKINNER'S HORSE, INDIAN ARMY, circa 1900. This model is a Sowar (trooper) in full dress mounted on a walking horse and can be painted not only as Skinner's Horse, nicknamed the "Yellow Boys" for the yellow uniform coats, but also in several different uniforms of Bengal Cavalry. A color guide in full color included.



C-31 17th LANCERS, CRIMEAN WAR. The Lancer in full kit, lance lowered and mounted on a rearing horse, depicts the moment when the Light Brigade charged into the "Valley of Death" against the Russian artillery near Balaklava. Coloring guide in full color included.



C-26 Apache dressed in typical Indian costume with shagreened shirt and colored vest.



C-9 Regular American Infantry, Cuba, ca. 1899.



C-6 American Paratrooper, ca. 1944.



C-8 Regular U.S. Infantry, Mexican War, 1846-48.



C-27 Trooper from the Colonial period.



C-10 Regular American Infantry, War of 1812.



C-11 World War I Doughboy, 1917-18.



Texas Ranger on Horse, ca 1870. C-41.



C-25 Sioux Warrior mounted on a running horse and armed with a lance and knife. Separate feathers are included to add variety to this magnificent figure. C-12 Western Cavalry Officer, makes a fine companion figure for the Sioux. Coloring information included.



C-12 This cavalry officer leading a pack mule charge across the Western Plains is reminiscent of the drawings of Frederic Remington, or Schuyvergi. Coloring guide included.

Naval Artillery of the 18th Century

Both naval and merchant ships of the 18th century carried deck guns for protection from enemy war ships, privateers and pirates. Qualified seamen were trained while others were impressed into naval service from ships on the high seas or by press gangs ashore, a practice indulged in by all the naval powers of the period.

Sailors were not issued uniforms during the 18th century but wore various pieces of civilian clothing. The officers did, however, wear regulation uniforms, as did the marine detachments stationed on ships.



#9040 32 pdr. Carronade

C-40



K-102 12 pdr. naval Gun and Sailor

For a matching Deck section, Indie/Rialty Miniatures can now offer our 18th Century Sailor and 12 pdr. Naval Gun on the same size wooden base as K-103.

K-102



S-120

S-122

C-36

S-120

Ship's Captain standing with arms folded. Complete with painting instructions in full color. S-120

Sailor, Parrying with Cutlass. Comes complete with pistol and firing stick to be interchanged with cutlass in the hand. Coloring guide in full color included. S-121

Sailor, Lunging with Cutlass. Complete with interchangeable pistol and firing stick and full color painting instructions. S-121

Sailor with Cannon Ramrod and bucket plus full color painting instructions. C-36

12 Pound Ship's Cannon, complete with assembly and full color painting guide. 9030



S-121

S-122

S-121

S-121



S-43

S-44

S-45

S-46

S-47

British WW II

Once again you can recall, in miniature, the uniforms worn by men of the famed British 8th Army, "the Desert Rats", as they struggled over trackless desert wastes to come to grips with Rommel's hard hitting "Afrika Korps".

BRITISH 8TH ARMY IN DESERT KIT.

S-43 Walking, holding sub-machine gun. S-46 Marching, slope rifle.
S-44 Walking, rifle at trail. S-47 Walking, slung rifle.
S-45 Advancing, rifle at ready.

New 1/24 (3 inch) Scale Figures from I/R Miniatures

I/R has just added several new figures to their line of three-inch figures. There is a Slave Trader and Female Captive, the Norse God Thor with his great hammer, the evil Norse God Loki with a spear (both Norse figures can be painted as ancient warriors), and a mounted Western Cowboy, circa 1890, breaking a wild horse. Recent releases included a Viking Warrior circa, 1000AD, wearing a metal helmet, armed with a sword and axe, and a dismounted Western Cavalry Officer as he would have appeared at the Little Big Horn in 1876. Painting instructions included.

K-308 Viking Warrior
K-309 Western Cavalry Officer
K-310 Viking Slave Trader & Captive
K-311 Norse God Thor
K-312 Norse God Loki
K-313 Western Cowboy, mounted



K-310



K-313



K-312

K-311





#9060

S-176

S-177

S-180

S-185

S-174

*S-181



S-188

S-175

*S-180

U.S. PARATROOPERS, WWII

Each kit comes complete with two full color reference illustrations covering D-Day, Normandy, 1944.
Special Feature: All helmets and chin straps are separate!



S-190

S-191

S-185

S-173

S-180

S-180



S-171

S-190

S-194

S-180

S-172

S-183



S-170

S-187

S-182

S-187

S-190

S-186

With Colson & Pinal

- S-185 Aiming, pointing
- S-185 Running with carbine
- S-182 Kneeling, firing carbine
- S-180 Crouching, with binoculars
- S-180 Aiming, with binoculars
- S-170 Aiming, holding carbine
- S-171 Running with 30 cal. M.G.
- S-172 Running, carbine at waist
- S-173 Kneeling, throwing grenade
- S-174 Kneeling with mortar round
- S-175 Crouching with M.S. ammo.
- S-176 Crouching, aiming 50mm AT gun
- S-177 Kneeling with artillery shell
- *S-180 Lying, firing 30 cal. M.G.
- *S-181 Crouching, loading 50mm mortar

With M-1 Rifle

- S-185 Aiming, firing M-1
- S-180 Walking, with ammo box
- S-182 Running, past wire
- S-180 Aiming, resting on M-1
- S-183 Walking, past wire
- S-180 Running with M.G. tripod

With Thompson Submachine Gun

- S-181 Walking, firing
- S-182 Running, firing
- S-183 Tucked, throwing grenade
- S-184 Running, with ammo box
- S-185 Running, aiming
- S-180 Tasting, at table

30 cal. M.G. unit, lying

- *S-180, S-175, S-188
- 30 cal. M.G. unit, running - S-171
- S-180, S-184
- 50mm mortar unit, kneeling - *S-181
- S-174, S-185
- 50mm AT gun crew - S-176, S-177, S-180
- #0002 50mm mortar gun.

World War II German Army



S-33

S-53

C-24

S-51

S-52



S-57

C-5

S-84

S-77

C-23



S-30

S-54

S-68

S-49

C-45

- C-23 German officer with pistol
- C-24 SS officer pic WW II
- C-5 Panzer Grenadier with machine gun

PARATROOPERS

- S-74 Advancing with machine pistol
- S-75 Running, rifle forward
- S-84 Advancing with grenade
- S-85 Running, rifle at trail

INFANTRY

- S-76 Firing rifle
- S-77 Advancing with rifle
- S-78 Running with machine pistol
- S-79 Running light machine gunner
- S-80 Running assistant gunner
- S-81 Kneeling, at ready
- S-82 Lying, firing machine gun
- S-83 Lying assistant gunner

WAFEN "SS"

- S-86 Standing, throwing grenade
- S-87 Advancing, rifle at trail
- S-88 Advancing, rifle slung
- S-89 Running with Grenade
- S-90 Running, machine gun on shoulder
- S-91 Running assistant gunner
- S-92 Kneeling, throwing grenade
- S-93 Kneeling, holding grenade

GERMAN AIR FORCE PARATROOPER

- S-48 Paratrooper firing machine pistol
- S-49 Paratrooper throwing grenade

GERMAN AFRIKA KORPS, 1941-43


- S-53 Standing, machine pistol at ready, with cap
- S-54 Standing with machine pistol, soft cap
- S-55 Aiming, machine pistol slung, steel helmet

GERMAN INFANTRY OR S.S.

- S-30 Advancing, rifle at ready, wearing helmet
- S-51 Walking, rifle slung, wearing soft cap
- S-52 Walking, rifle at trail, wearing helmet
- S-55 Aiming, machine pistol slung, steel helmet
- C-42 German Infantry, standing with Panzerfaust
- C-43 German Infantry, kneeling with Panzerfaust
- C-59 German WWII Infantry, winter dress

GERMAN WWII TANKERS

- C-45 German SS Tanker, camouflage
- C-44 German SS Panzer Officer, lead suit, skull hat
- C-46 German Tanker with soft cap
- C-47 German Panzer Sp., winter dress



3 INCH (1/24 Scale) FIGURES

We believe this scale to be big enough—and still remain a miniature figure. A full 3 inches in height from the top of the head to the bottom of the feet, they will fit nicely with your plastic models of the same scale and live well with their smaller 1/32nd scale brethren (2 1/8" high). Decorative, highly detailed and the forerunner of a new scale of military miniatures.

The Commander-in-Chief's Guard, 1776-1783

A Revolutionary War soldier in full regimentals is shown as our first model. Cast in several pieces for ease of conversion, this figure stands on a custom designed cast metal base. The uniform was the style worn by both the American and British soldiers, and can be painted as any regiment. The coloring guide and unit history enclosed with the kit is for General Washington's "Life Guard".
Kit K-300



K-300

3rd N. Carolina Reg't. of the Continental Line, ca. 1778

Another prevailing uniform of the Revolutionary War was the hunting shirt worn by the Continental soldiers as depicted by our second model. The highly detailed "Brown Bear" musket, with its separate sling, is supplied with both kits, and is a pleasure to paint. The unit history and coloring information is for the 3rd N. Carolina Reg't., which served in many battles in the north with Washington's army.
Kit K-301



K-301

New 1/24 Scale Figures

- K-304 Civil War Union Infantry Enlisted Man
- K-305 Civil War Confederate Enlisted Man
- K-306 Rogers Ranger, French and Indian War
- K-307 Iroquois Indian, French and Indian War
- K-302 German Fighter Pilot
- K-303 British R.A.F. Fighter Pilot



K-302



K-303



K-304

K-305



K-306



K-307

7mm (1/24th) SCALE KITS



K-426 GENERAL GEORGE A. CUSTER
at The Little Bighorn, 1876. We have shown Custer (Yellow Hair to the Indians) from eye witness accounts, during the battle against the Sioux and Cheyennes, where he and 5 companies of his 7th Cavalry were massacred.

K-318 COLONIAL PIKE SERGEANT, ca. 1630's. During the Renaissance the phalanx of pikemen, carrying 14-18 foot spears and pole axe halberds, reigned supreme as infantry against the horsemen. Militia pikemen in Colonial North America drilled with the long pike or the 6-8 foot half-pike but with little effect against the Indians, though the sergeant's halberd continued as a badge of honor until the end of the 19th Century. This kit can easily be converted into a pikeman by using brass or aluminum wire, from your local hobby dealer, to replace the halberd head.



FIGURES FROM LITERATURE

These models are of two beloved characters from the pens of Washington Irving (1783-1859). Ichabod Crane, the gauging schoolteacher from "The Legend of Sleepy Hollow" and Rip Van Winkle, who drank from the leg of Hendrick Hudson while hunting in the Catskill Mountains, and slept for twenty years. These figures are ideal for people interested in the Colonial era and go with our models of that period.
Kit K-314 Ichabod Crane
Kit K-315 Rip Van Winkle



K-319 ROMAN LEGIONARY, 1ST CENTURY A.D. The majority of Roman law throughout the captured lands around the Mediterranean Sea and as far north as Britannia (England), Gaul (France), part of Germania (Germany), and eastward to the Caspian Sea, the Roman Legions held the frontier by fighting in massed cohorts of heavily armored legionaries, who would advance to within 10 paces of the enemy before throwing their javelins (pilae).



K-321 WESTERN CAVALRY TROOPER, 1870's to 1890's. This model can fit in well with a grouping of kit K-320 Gen. Custer, and kit K-309 Western Cavalry Officer, as the field uniform and weapons did not change up to 1900, even though the army had adopted the 1 shot Nag rifle the old single shot Springfield carbine was used up through the Cuban campaign by the "Regulars."

54mm (1/32nd) SCALE MILITARY MINIATURE KITS



BRITISH FUSILIER OF THE AMERICAN REVOLUTION
All these British Fusilier Regiments served in North America and coloring information for each unit is included with this single one-piece casting. For collector's making a Revolutionary War chess set, this model against our one-piece Continental Soldier (C-311) make perfect pawns.
Kit C-44 Fusilier



RAGTAG DRUMMER BOY OF THE REVOLUTION
Our ER symbol, this kit makes up into a dandy display by himself, or as part of a larger group or diorama. He is wearing a patched and oversize cut-off Continental soldier's uniform coat.
Kit C-62 DRUMMER



GERMAN SS SOLDIER OF WORLD WAR II
A German soldier of the famous SS is shown in overcoat froosting on the Russian Front.
Kit C-59 GERMAN



C-45 U.S. DRAGOONS ON THE FRONTIER, 1840's. War with Mexico took many of the companies of the 1st and 2nd Dragoons from paired dragoon of America's vast western frontier. Detachments were sent south with Scott's and Taylor's invasion of Mexico and west with General Stephen W. Kearney.

54mm (1/32nd) SCALE KING ARTHUR SERIES



C-44 KING ARTHUR PENDRAGON, who, legend tells us, unified a warring Britain during the Dark Ages, and with his magician Merlin, set up the Round Table for his chivalrous knights who attended his court at Camelot.



C-66 SIR LAUNCELOT OF THE LAKE. King Arthur's most renowned knight is shown as Queen Guinevere's Champion. He was the perfect knight-champion of the Round Table until his son, Sir Galahad, replaced him.



C-67 JOUSTING KNIGHT. This model is in the same position as C-66, but without shield design nor any helmet crest. Coloring insert gives several shield designs to paint as a combatant to Sir Launcelot.



**1/8 THOUS (1/24th) SCALE KITS
FRENCH & INDIAN WAR**

Here are two highly detailed kits to go with our K-306 ROGUES RANGER and K-307 BHOQUOIS INDIAN of the colonial period. Both 1/8 models are boxed with full color illustrations for display, showing the positions offered.

AMERICAN GRENADEER, ca. 1758

This kit can be painted as a grenadier of most British regiments of the Seven Years' War. Coloring instructions are for the New Jersey Regiment, the "Jersey Boys," which served at Fort William Henry, Fort Ticonderoga and Oswego.
K-316 GRENADEER

42nd HIGHLAND OFFICER, ca. 1758

The "Black Watch" Highlanders served in North America, taking part in the gallant assault on the French works outside Fort Carillon (Ticonderoga) and at Red Bank during Pontiac's Rebellion.
K-317 HIGHLANDER



FIG. 1

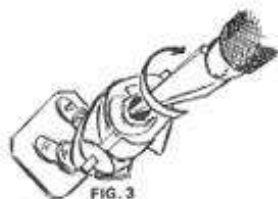


FIG. 3

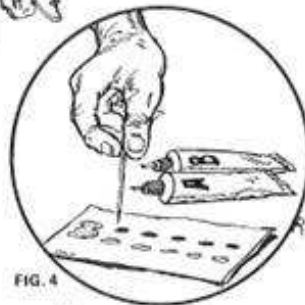


FIG. 4



FIG. 2

From Metal to Plastic the Finest Paint Available . . .

From first step to last, we can supply you with all the materials you'll need to make your model soldier into a handsomely accurate connoisseur figure. Our original 1/8 "Military Colors" are the finest paints available today. Fast drying, giving a permanent matte finish in only a few minutes, you'll be able to complete a figure in an evening and be sure it will last a lifetime. The 34 authentically matched colors will not gloss, and the plastic base primer, with its own special thinner, insures the colors' permanence. Our red-take brushes, sizes #000, for fine details, and #3, for larger areas, enable you to apply the paints with the greatest amount of precision. "Fast Setting Epoxy" hardens in seconds and will not shrink, doing away with laborious filling. Palettes are available for mixing the paints, and top quality hardwood bases, ready to stain or paint, will display your figures to their best advantage.

THE "ORIGINAL MILITARY COLORS"

#1 Metal Primer	#10 Buff	#19 Medium Blue	#28 Bronze
#2 Primer Thinner	#11 Khaki	#20 Light Blue	#29 Copper
#3 White	#12 Yellow	#21 Gray	#30 Glare
#4 Black	#13 Dark Green	#22 Dark Brown	#31 Brown Drab
#5 Gloss Black	#14 Field Gray	#23 Brown	#32 Purple
#6 Red	#15 Medium Green	#24 Red Brown	#33 Dark Crimson
#7 Scarlet	#16 Olive Drab	#25 Gold	#34 Light Crimson
#8 Orange	#17 Dark Blue	#26 Iron	#35 Dark Gray
#9 Flesh	#18 Prussian Blue	#27 Silver	#36 Flot Gray

#37 Paint Thinner

MODELER'S AIDS

#000 Brush (for fine detail), #3 Brush (for large areas), Fast Setting Epoxy glue, Wooden display bases (unfinished only): individual figure 1861, Two figure or horseman 1861, Group base (5 1/2" x 4 1/4" x 1 1/2") GB61, Long base (12 1/2" x 5" x 1/4") GB62, paint palette.

ASSEMBLY INSTRUCTIONS

The only tool required to assemble 1/8 kits is an X-acto #11 knife blade and holder (available from your local hobby, art or hardware store). Pieces can be very carefully and slowly bent after first warming under a lamp with a 75 or 100 watt bulb for a few minutes. Any mold seam lines (called flashing) that may appear on the model should be trimmed away with this knife.

Make sure the pieces fit together before starting to glue (see FIG. 1 & 2). Neck holes may have to be reamed out wider with the X-acto knife to fit the head properly (see FIG. 3). Before the horse's head can be joined, check to see if the leading edges of the horse's body need to be beveled to represent the roll of these muscles into the neck. This can be done by pairing with the edge of the knife. The horse's sides may have to be gently bent together to fit, but any joint lines can be filled with glue (FIG. 1).

The new "Super Glues" (cyanoacrylate), the types with fillers that are available from hobby shops, hardware and 5 & 10¢ stores, are ideal for "locking" the model pieces as they set in about 10 seconds, but read directions carefully as fingers can be glued together and will not come apart unless you roll a pencil between them!

Fast setting Epoxy glue is recommended for assembling these models as it sets in about 3 to 5 minutes

FOR 1/8 MINIATURES

when held together with your fingers, or by a rubber band in the case of the horse's sides, and can also be used as a non-shrinking filler. To work this glue, squeeze equal spots of the two tubes onto a non-porous surface (wax paper, aluminum foil, etc.) and mix rapidly together with a toothpick (FIG. 4). As soon as mixed, apply to the area to be joined. Quickly press the pieces to be glued in place, pulling any excess glue away with a clean toothpick. Hold together for a slow count of 300 and the pieces will be set. Other pieces can be added carefully by the same method. A word of warning — do not attempt to use the mixed epoxy when it is stringy as it is in the first stages of hardening and will not hold. Additional epoxy mix can be used as filler if all the gaps were not filled the first time. Allow at least an hour for the chemical action of the epoxy to complete drying before it can be shaped or filed (using a fine needle file from your hobby dealer). If no cutting or filing is needed on the epoxy joints, the model can be prime painted with our "Original Military Colors" #1 Metal Primer, even though the surface of the glue still feels tacky.

For additional information on assembly, converting, painting and diorama building, we recommend our publication "The Model Soldier Manual," by Peter J. Blum and illustrated by C.A. Risley.

X-acto knife and #11 blade.



C-115 QUEEN GUINEVERE
Arthur's Queen and companion who, along with her husband, has become a part of the magical, romantic tales of the Arthurian legends. A beautifully sculpted lady to place beside her king.



C-114 KING ARTHUR
The legendary figure of Arthur, King of England and leader of the knights of the "Round Table," shown here in his court robes and crown, resting upon his enchanted sword "Excalibur." This detailed figure will be a welcome addition to any collector of our other Arthurian kits.

ROBIN HOOD AND HIS MERRY MEN (54mm Scale)

To keep his men in training, Robin Hood held games of archery, sword play and fighting with quarter-staffs. Our grouping, with its special base that will fit on our wooden base HB-1, shows Robin starting the contest of quarter-staff between Little John and Friar Tuck, while Will Scarlet shows the fine sword that is the prize. These Models also can be used with our King Arthur and Men-at-Arms series.



I/R Kit C-94 Robin Hood Grouping
I/R Kit C-95 Robin Hood only
I/R Kit C-96 Will Scarlet only
I/R Kit C-97 Little John only
I/R Kit C-98 Friar Tuck only
Wooden Horse Base # HB-1
Individual Wood Base # IB-1

(INDIVIDUALLY) C-97 C-98 C-95 C-96
ASA 54mm SCALE GROUP ON A SINGLE BASE C-94

KING ARTHUR'S COURT-KNIGHTS OF THE ROUND TABLE (In 54mm Scale)



C-129 SIR GALAHAD
Son of the Queen's Champion Sir Lancelot, Galahad was known as the perfect knight. He undertook the quest to find the Holy Grail.



C-127 SIR MORDRED
The son of King Arthur and his half sister Morgana Le Fay, he led the Usurpers that destroyed Arthur's Kingdom.



C-128 SIR GAWAINE
One of King Arthur's most valiant knights and trusted friend.



C-82



C-81



C-84


KING ARTHUR 54mm SCALE KITS
C-82 King Arthur's Foot Guard, with poleaxe.
C-81 King Lot's Scots Guard, with round shield.
C-84 Herald in King Arthur's livery.



C-73



C-71



C-72



(INDIVIDUALLY) F-102 C-74(A) F-103
GROUPING ON A BASE
WITH SWORD C-74

KING ARTHUR 5mm SCALE KITS

- C-69 Merlin the Magician.
- C-70 Vivian the Enchantress.
- C-71 Sir Tristram hunting with hawk.
- C-72 The Lady Isolde with hawk.
- C-73 Hantomas with dog.
- C-74 Morgana Le Fay, Dwarf and Dragon
- C-74(A) Morgana Le Fay only.

FANTASY KITS

- F-101 The Domovoi, household good luck spirit.
- F-102 "Malys", an evil dwarf.
- F-103 "Carnool", a pet dragon.
- F-104 The Basilisk, companion to the Domovoi.
- F-109 The Polovik, companion to Domovoi & Basilisk.

7mm SCALE KIT

- K-323 Knight of King Arthur's Round Table, with additional beard and mustache plus separate hand to change sword position, and coloring guides for 6 knights.



K-323



C-69



C-70



F-101



F-104



F-109



C-68/A



C-76



(INDIVIDUALLY) F-105 F-107 F-108 F-106
AS 7mm GROUPING ON SINGLE BASE
WITH KNIGHT K-322



C-75



C-78



C-79



C-80



C-68/B



C-77

KING ARTHUR KNIGHTS
(See also P. 35 and Men-At-Arms Page 3)

- 5mm SCALE KITS**
- C-68/A Fighting knight with sword and mace.
 - C-68/B Fighting knight with lance.
 - C-75 Knight, standing with drawn sword.
 - C-76 Knight, lunging with sword drawn.
 - C-77 Knight, parrying with drawn sword.
 - C-78 Knight, standing with spear.

- C-79 Knight, lunging with battleaxe.
- C-80 Knight, parrying with mace.
- C-81 Diarmuid Packer of weapons.

- 7mm SCALE GROUPING**
- K-322 Knight in Merlin's Magic Garden, with elves and faeries.

- FANTASY KITS**
- F-105 Elf in tree.
 - F-106 Elf on mushroom.
 - F-107 Elf asleep on apple.
 - F-108 Faerie flying from nest.

T/R Newsletter



C-100

THE HOUND OF THE BASKERVILLES (54mm scale grouping)

Sherlock Holmes and Doctor John Watson on the moorland of Dartmoor, are startled by the sudden appearance of the giant "hound of hell" in Sir Arthur Conan Doyle's famous adventure.

I/R KIT C-100



PROFESSOR MORIARTY
This mastermind of crime was called by Holmes the most dangerous man in London.
I/R KIT C-103



C-103

DR. JOHN WATSON
Wearing a Norfolk Suit with cane, favoring his wound from the old Afghan War.
I/R KIT C-102



C-102

SHERLOCK HOLMES
In Deerstalker cap and Inverness cape, smoking one of his favorite pipes, while pondering a case.
I/R KIT C-101



C-101

INSPECTOR G. LESTRADE
This Scotland Yard detective was given credit for many cases actually solved by Sherlock Holmes.
I/R KIT C-104



C-104



C-152

SHERLOCK HOLMES

A Second Group of Holmes Figures in 54mm Scale.

(With full color cast and painting guide)

C-152 WIGGINS

Leader of what Holmes called his Baker Street Irregulars, a band of street Arabs who fanned out around London searching for information of Holmes' bidding, and were rewarded with a shilling each when Wiggins' reported their findings.

C-149 SHERLOCK HOLMES

For over a hundred years, Holmes was the first and most popular consulting detective in literary history. He is shown wearing his deerstalker as he usually did when relaxing at his home at 221B Baker Street, ruminating on a three pipe problem and holding a Persian slipper filled with shagreen tobacco.

C-156 DR. WATSON

Dr. John H. Watson, Holmes' companion and biographer through Sir Arthur Conan Doyle actually wrote the 60 stories, appears with his medical bag. Retired from the 1st Northumberland Fusiliers in 1881 because of a leg wound at the Battle of Maiwand during the 2nd Afghan War, he helped Holmes with many cases.

C-151 MRS. HUDSON

Holmes and Watson's landlady, the widow Mrs. Hudson, put up with her famous tenant's strange guests, from street Arabs to illustrious clients, day and night. She even participated on one of his cases, "The Adventure of the Empty House".



C-151



C-150



C-149

NAPOLEON AND HIS CAVALRY ESCORT, 1804-1815 [54mm scale]



C-110 NAPOLEON ON HORSEBACK
Napoleon, Emperor of France, is depicted in this model wearing his gray greatcoat and riding his favorite white Arabian "Marrage". Full color painting guide included.



C-111 NAPOLEON ON FOOT.
Napoleon surveys the battlefield from a convenient hill. This model can be assembled holding a spy glass or a rolled map behind his back. Full color painting guide included.

C-112 OFFICER OF CHASSEURS ON HORSEBACK.

The *Chasseurs à Cheval de la Garde Impériale* formed Napoleon's cavalry bodyguard. Elaborately uniformed as shown in full dress, the mounted chasseurs epitomized the grandeur of the empire. Full color painting guide included.



C-113 CHASSEUR TROOPER ON FOOT.

First decorated *Chasseurs à Cheval* trooper always flanked Napoleon when he dismounted to prevent capture, but his Marshals from approaching the Emperor. Full color painting guide included.



T/R Newsletter



C-88



C-87



C-86



C-89



C-90



C-91



C-93



C-92

NEW 1/8" RELEASES IN 54mm SCALE KITS

Our new models, showing a variety of uniforms worn at the beginning of the Civil War by both the Union and Confederates forces, go well with our other kits of infantry, artillery and cavalry of this period. Each kit comes with a full color reference card, coloring instructions and historical text.

FOREIGN UNIFORMS IN THE UNION ARMY

- C-86 85th Pennsylvania Vol. Infantry Reg., 1861-62 in an imported French chasseurs uniform.
- C-87 39th (Garibaldi Guard) N.Y. Vol. Infantry Reg., 1861, in a modified Italian Bersaglieri uniform.
- C-88 6th (Fighting Irish) N.Y. State Militia, 1861, in a source uniform of the French Algerians.
- C-89 79th (Cannon Highlanders) N.Y. State Militia, 1861, in full Scottish kilt.

CONFEDERATE DRESS UNIFORMS

- C-90 Alexandria Rifle, 6th Battalion Virginia Vol., 1860, in a green frock coat.
- C-91 Republican Blues, 1st Regiment Georgia Vol., 1860, in full dress uniform.
- C-92 1st Virginia Cavalry Reg., C.S.A., 1861-62, J.E.B. Stuart's famous Black Horse Cavalry.
- C-93 Terry's Texas Rangers, 8th Texas Cavalry, C.S.A., 1861-64, with double barreled shotgun.

T/R Newsletter

REFERENCE BOOKS FROM I/R MINIATURES



B-1 THE MODEL SOLDIER MANUAL


This book, written by Peter J. Blum, is a basic guide for the model soldier enthusiast. Not only does it start the new collector on his way through the first steps of choosing his first models but simplifies all the steps from assembly, painting, converting and even on up to the building of dioramas and the displaying of his models. The advanced collector will find this manual indispensable. If there is one book you should have in this hobby—this is it! 40 profusely illustrated pages.

B-3 FRENCH INFANTRY AND ARTILLERY, 1795-1812

Written by the same author, Richard K. Riehn, who wrote the highly informative "French Imperial Army". This is a companion coloring guide specializing in the two branches (infantry and artillery) and covering the entire period from the French Revolutionary Wars to the uniform change of 1812. 11 information packed pages.

B-7 COLORS

This compact little book is one of the most useful reference tools that you can have on your shelf. It gives you exact point formulas for over 140 World War II aircraft, tanks, uniform colors, and a shading chart for military miniatures, plus hints on using "I/R Original Military Colors". Keep a copy of this booklet handy at all times.



"STONEWALL" JACKSON'S FOOT CAVALRY, 1862 [54mm scale]
C-103 CONFEDERATE OFFICER
 The 2d Lt. of infantry is leading his men on the marches into the Shenandoah Valley of Virginia, where Maj. Gen. Thomas J. Jackson can maneuver Federal Generals Lee and Grant. A full color painting guide is included.
C-104 U.S.A. SOLDIER
 At the beginning of the Civil War, the Confederate government laid down elaborate uniform regulations for their army, but due to the lack of material, a cheaper, less elaborate jacket of gray or brown color was supplied. A full-color painting guide is included.
C-105 BAREFOOT SOLDIER
 Barefoot country boys joined the Confederate army and wore to war wearing their farm clothes because the government could not always supply uniforms. They would be dirty after their first battle. A full color painting guide is included.



C-107 U.S. FLAG SERGEANT
 The old battle flag, with its blue St. Andrew's cross and 35 or 38 white stars, were the regional colors after Sept. 1861, and carried by a color sergeant. A full-color painting guide is included.

T/R Newsletter

GENERAL N.B. FORREST'S CAVALRY, 1862-65 [54mm scale]



C-121 DISMOUNTED TROOPER RUNNING WITH CARBINE
 Forrest supplied each of his men with two navy Colt revolvers. Only his officers carried sabres.



C-118 MOUNTED CONFEDERATE SCOUT
 General Forrest's brother, Captain William Forrest, ably led the scouts seeking out the Union soldiers' routes of march.



C-117 CONFEDERATE GENERAL NATHAN BEDFORD FORREST, ON HORSEBACK

Described as a natural cavalry leader who excelled in warfare, Forrest's command disrupted Union armies along the Mississippi River.

C-120 DISMOUNTED TROOPER FIRING SHARP'S CARBINE

General Forrest preferred to fight his cavalrymen on foot when attacked, sending the horses to the rear, held by boys and old men.

C-119 DISMOUNTED TROOPER WITH ENFIELD RIFLE

Many of General Forrest's cavalry were armed with captured weapons, including the infantryman's Enfield rifle-musket.

T/R Newsletter

UNION ARMY ZOUAVES Ca. 1861

(In 54mm Scale)

These colorful, essentially uniformed troops, patterned after the French Army Zouaves, formed the elite units at the beginning of the Civil War.



C-136 HAWKINS' ZOUAVES

5th New York Volunteer Infantry Regiment was formed from a private military club in New York City by Ross C. Hawkins. The regiment fought at Antietam and Fredericksburg. Coloring guide shows a dark blue uniform trimmed with magenta (purple).



C-137 14th BROOKLYN

(8th New York Volunteer Infantry Regiment)

Uniformed by the City of Brooklyn, this famous militia regiment joined the Federal Service as the 84th N.Y., but refused to change their old title or their colorful uniforms from the Battle of Bull Run to Gettysburg. Coloring guide shows a dark blue jacket trimmed red, and red trousers.



C-135 NATIONAL ZOUAVES

10th New York Volunteer Infantry Regiment was brigaded with the 6th New York (Hayes') Zouaves and fought at the 3rd Battle of Bull Run/Manassas. Coloring guide shows a brown jacket, light blue trousers and red trim.



C-134 WALLACE'S ZOUAVES

20th Indiana Volunteer Infantry Regiment was raised by Colonel Lew Wallace, author of the classic novel "Ben Hur." Coloring guide in full color shows a gray uniform, trimmed red.

ZOUAVES! NORTH AND SOUTH

(in 54mm Scale)

Colorfully uniformed zouave units, both North and South, went off to war looking like the French Army in North Africa, accompanied by women vivandieres carrying wine casks.

These new models wear the true zouave uniform with full baggy trousers rather than the chasseur style of other zouaves.

A full color card shows the units illustrated here plus an enclosed painting guide and text giving the following uniforms. Southern units: 1st Special Battalion, Louisiana Infantry (Wheat's Tigers) 1861, Louisiana (Pelican) Zouaves, 1861, and The Confederate Zouaves (Coppin's 1861). Northern units: 14th New York Volunteer Infantry Regiment (Garrard's Tigers), 1863-65, 5th New York Vol. Inf. Regt. (Duryee's Zouaves), 1861-63, 155th Pennsylvania Vol. Inf. Regt., 1864-65 and the 114th Penna. Vol. Inf. Regt. (Collis' Zouaves and vivandieres), 1862-65.



C-139 LOUISIANA

"TIGER," 1861

with pipe. Coloring guide shows a brown jacket, trimmed red, and blue striped trousers.

C-140 LOUISIANA

"PELICAN," 1861

Coloring guide shows a French Army dark blue jacket, trimmed red, with red trousers.




C-141 "GARRARD'S TIGERS" of the 14th N.Y., 1863-65

with musket across body. Coloring guide shows a medium blue jacket, trimmed yellow, and medium blue trousers.

[Handwritten signature]

FAMOUS LEADERS OF THE CIVIL WAR
(In 54mm Scale)



C-85 BRIG. GEN. GEORGE A. CUSTER



C-131 LT. GEN. U.S. GRANT, USA
In early 1864, Lincoln promoted Grant to Lt. Gen., commander of all the northern armies of the United States. Coloring guide included.



C-130 PRESIDENT ABRAHAM LINCOLN
Whose elected president in 1861, the southern states seceded from the Union, causing the Civil War. Coloring guide included.



C-132 GEN. ROBERT E. LEE, CSA
Lee took command of the Army of northern Virginia in June of 1862 until the war ended in April of 1865. Coloring guide included.



C-133 LT. GEN. "STONEWALL" JACKSON
One of the Confederate States' ablest generals, Jackson was accidentally killed by his own troops in May of 1863. Coloring guide included.

T/R Newsletter

BRITISH AND COLONIAL TROOPS OF THE FRENCH & INDIAN WAR, 1754-63
(In 54mm Scale)

C-122 GRENADIER, 48th FOOT
The 48th and 44th were the first regular army regiments sent to America at the beginning of the war. This model can be painted as most British or Provincial units. Coloring information is given for the 48th, 44th, 90th and the Jersey Blues.



C-124 LIGHT INFANTRYMAN, 55th FOOT
Lord Howe, the young, dynamic colonial of the 55th Foot had trained with Rogers' Rangers and ordered his men to modify their uniforms for forest warfare for their attack on Fort Carillon (Ticonderoga) in July of 1758. The rest of the army followed suit.



C-123 SOLDIER, 60th (ROYAL AMERICANS) FOOT
Raised in America and led by Swiss and German officers, this large regiment of four battalions served on various fronts throughout the war. This model, shown at the position of greatest attention, can be painted as most British and unmodified Provincial regiments.



C-125 GORHAM'S RANGERS
The British army commanders in North America finally realized the value of provincial scouting units such as Rogers' Rangers and took Captain Joseph Gorham's company into their service in Canada. Coloring information is also given for Rogers' Rangers.



NAM

(54mm scale kits)

C-153 U.S. INFANTRYMAN WEARING HELMET

Armed with the new light weight M-16 Assault Rifle of plastic and steel, this soldier's green combat uniform and web gear is excellent camouflage in the steaming jungle of Vietnam. Full color illustration and painting guide is included.

C-154 U.S. INFANTRYMAN WEARING "BOONIE" HAT

Many soldiers preferred to wear this light weight "boonie" hat. Equipped with two canteens, a bandolier of extra clips and an M59 grenade attached to an ammunition pouch, this "Grunst" sets off on patrol. A full color card and painting instructions is included.



C-147 U.S. INFANTRY, WORLD WAR II, 1942-44

This model, wearing the windbreaker field jacket model 1939, shows a G.I. that fought in the invasion of North Africa (Nov. 1942), Sicily, Italy and on D-Day on the Normandy beaches of France, June 6th, 1944. Full color painting guide included.



C-148 U.S. INFANTRY, WORLD WAR II, 1942-44

The American combat soldier of World War II was issued the new green field jacket, model 1942, in late summer of 1944 in time for the fighting in Belgium, Holland, Luxembourg and into Germany and Austria when the war ended in April of '45. Full color painting guide is included.



C-106 TINY TIM AND BOB CRATCHIT

Christmas' seasonal figures and our first from the "Christmas Carol," is a reminder of the holiday, and with Tiny Tim's joyful words, "God bless us everyone" to brighten our spirits.



CHRISTMAS FIGURES FROM I/R MINIATURES (All Figures in 54mm)

C-109 MRS. FEZZIWIG

As Charles Dickens said in "A Christmas Carol" about Mr. and Mrs. Fezziwig, "She was worthy to be his partner in every sense of the term". They do make a jolly couple.



C-108 MRS. CRATCHIT AND CHILDREN

This Christmas' figure from Charles Dickens' "A Christmas Carol" represents Mrs. Bob Cratchit and two children ready to greet Bob and Tiny Tim (see I/R Kit C-105) as they come through the door of their humble home.



C-146 MR. FEZZIWIG

"Let's dance and sing and make a good cheer, for Christmas comes but once a year" wrote Charles Dickens of young Scrooge's first employer, Mr. Fezziwig, a man who knew how to keep Christmas. He is this year's addition to our "Christmas Carol" series.



C-09 SANTA CLAUS

Ho! Ho! Ho! What is Christmas without this jolly fellow, the ever popular symbol of the holidays.



C-105 SCROOGE

Scrooge is the central character in Dickens' "A Christmas Carol," so delight your family and friends with an appropriate gift of a figure that is known to one and all.



C-126 MARLEY'S GHOST

Scrooge's first visitor, his long dead partner Jacob Marley. Appearing to stand in the air, Marley will delight the collector with another figure from the Dickens classic.

T/R Newsletter

TREASURE ISLAND

(in 54mm Scale)

Brought to life in miniature are four of the best known characters from this classic book. It became one of the world's most famous adventure stories and was Robert Louis Stevenson's first successful novel. All kits come with a full color picture.



C-143 JIM HAWKINS
The central character and narrator of the story. Without young Jim and his adventures, there would be no "Treasure Island."



C-142 DR. LIVESEY
We see him here ready to stand off the pirates. Fearless and resourceful, the good doctor assumed in control of every situation that arose.



C-144 BLIND PEW
Well known as the dreadful blind beggar who visited the "Admiral Bedlow" inn and terrified its occupants.



C-145 LONG JOHN SILVER
Inn keeper, cook, pirate and the most memorable character of them all. Shown here with his parrot Cap'n Flint on his shoulder.



Museum Quality Miniatures



T/R Newsletter

NUMBER 26

FALL 1990

SERGEANT, 2nd U.S. LIGHT DRAGOONS, WAR OF 1812

Only two Regular Army regiments of cavalry served during the second war with Great Britain. Elaborately dressed in brass braided jackets, they were usually used as escorts or orderlies, but fought against the Indians on the Mississippi River (Indiana), at Chancellors Farm (Canada) and through the British rear guard at Baltimore (Maryland).

I/R Kit C-174 \$26.50



C-174

UNION VOLUNTEERS AT FIRST BULL RUN

(Manassas), 21 July 1861

1st & 2nd REGIMENTS, NEW HAMPSHIRE VOLUNTEER MILITIA, 1861

Two regiments from New Hampshire answered President Lincoln's call for troops at the beginning of the Civil War. Both regiments were clothed in gray, as were several northern units, which caused additional confusion on the battlefield, as gray was the southern color.

I/R Kit C-171, Advancing \$4.50

I/R Kit C-172, Marching \$6.50



C-171



C-172



C-173

1st REGIMENT RHODE ISLAND DETACHED MILITIA, 1861

Commanded by Col. Ambrose E. Burnside, the men were uniformed with a loose fitting blue blouse and a red blanket roll strapped to their back. Mustered out of the service after Bull Run, the 2nd Rhode Island Regiment, a three year unit, wore about the same uniform.

I/R Kit C-173, Present Arms \$6.50



C-148 MRS. CRATCHIT AND CHILDREN

The Christmas figure from Charles Dickens' "A Christmas Carol" represents Mrs. Bob Cratchit and two children ready to greet Bob and Tiny Tim on Christmas Eve as they come through the door of their humble home.

I/R Kit C-139 \$7.50

C-149 MRS. PEZZIWO

As Charles Dickens said in "A Christmas Carol," "Mrs. Pezziwo, 'She was worthy to be his partner in every sense of the term.' They do make a jolly couple."

I/R Kit C-138 \$7.50

C-146 MR. PEZZIWO

"Let's dance and sing and make a good cheer, for Christmas comes but once a year!" exclaims Charles Dickens of young Scrooge's first employer, Mr. Pezziwo, a man who knew how to keep Christmas.

I/R Kit C-146 \$7.50

C-145 TINY TIM AND BOB CRATCHIT

Christmas seasonal figure and our first from the "Christmas Carol," is a reminder of the holiday, and with Tiny Tim's joyful wish, "God bless us everyone" to brighten our spirits.

I/R Kit C-136 \$7.50



C-128 MARLEY'S GHOST

Scrooge's first visitor, his long dead partner Jacob Marley. Appearing to float in the air, Marley will delight the collector with another figure from the Dickens classic.

I/R Kit C-126 \$7.50

C-126 SCROOGE

Scrooge is the central character in Dickens' "A Christmas Carol," so delight your family and friends with an appropriate gift of a figure that is known to one and all.

I/R Kit C-116 \$6.50

C-130 SANTA CLAUS

His list! His list! What is Christmas without this jolly fellow, the ever popular symbol of the holidays.

I/R Kit C-99 \$7.50



C-167 SCROOGE'S NEPHEW

Even though rebuffed by Scrooge, his nephew says "So a Merry Christmas, uncle!" At the end of Charles Dickens' "A Christmas Carol" we see Scrooge reunited with his nephew.

I/R Kit C-167 \$7.50



CHRISTMAS FIGURES FROM I/R MINIATURES (All Figures in 1-4mm)

NEW!

C-175 THE POULTRICER

At the end of Dickens' "A Christmas Carol," the reformed Scrooge had the poultryer deliver the prize turkey to Bob Cratchit's home.

I/R Kit C-175 \$7.50