


1:32 RENAULT FT.17 LIGHT TANK.



Scale Link®

REGISTERED OFFICE:
42 APPLEBY-CLOSE, TWICKENHAM,
MIDDLESEX, TW2 5NA, ENGLAND.

RENAULT FT.17 EF/VK.1.


MADE IN ENGLAND

This kit contains —

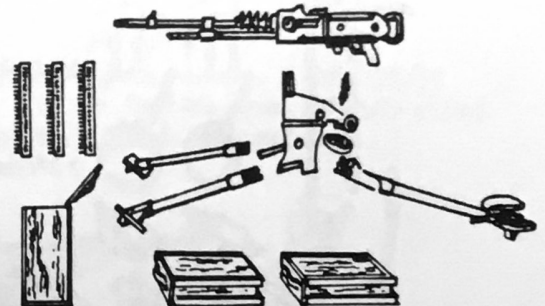
Comprehensive instructions.
Decals.
Over 200 white metal castings.
Chain.

60 pdr Mk1 BL gun
and carriage limber.

EB/GK1.




EF1.—HOTCHKISS 8mm.M1914 on 1916 tripod.
With 3x 'Ammo' boxes + ETCHING EF1E.



HORSES WITHOUT HARNESS — SLH1.

SLH1—2 are standing, SLH3—8.
are walking. Sides of bodies are
interchangeable, as are heads and tails.



FR9a.



No 1 Hotchkiss gunner.

* Not yet available — to be released June 86

FR10a.




No 2 Hotchkiss gunner.

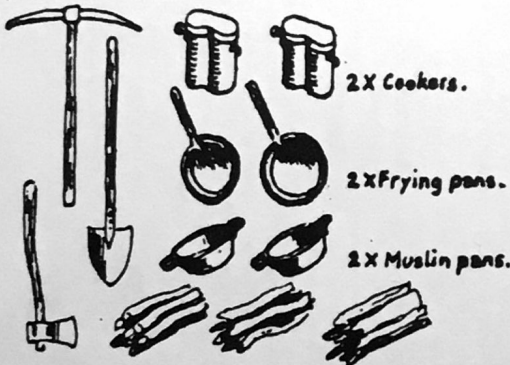
We reserve the right to sell these horses as — STANDING
or WALKING or MIXED. We will sell SLH1—SL8 or multiples
of the total but NOT specific individuals. All the horses are
as good as each other and offer hundreds of varied poses.
The system enables one to incorporate many individual movements.

SCALE LINK Catalogue — French Army 1914—18

White metal castings — figures have separate heads. Figures F1—F7, are provided with heads from pack AF1 (uncovered 'kepi' Red top) and figures F1a.—F7a. with heads from pack AF2. (cloth covered 'kepi') For details of heads see bottom of page. Heads are not sold individually but in packs of eight assorted heads. Heads and arms as supplied with figures are 'pre-mixed' and sold on that basis unless otherwise specified. Arms, other than those supplied with the figures are sold in separate packs. This system follows our standard policy of offering maximum scope for variation. Figures F1.—F7, period 1914—15. Figures F1a.—F7a. period 1915—18. Apart from standard issue equipment it was the practise in the French Army, to distribute additional and varied kit amongst a platoon — this is catered for in pack EF5. We reserve the right to change the contents of a packet. (NOT the quantity)




EF5.— Additional platoon requirements.




1X Pick, 1X Shovel, 1X Axe, 3X Bundles of kindling.

Standard equipment with each infantryman.



Sam Label M 1886/M 1895.

Arms with all figures—



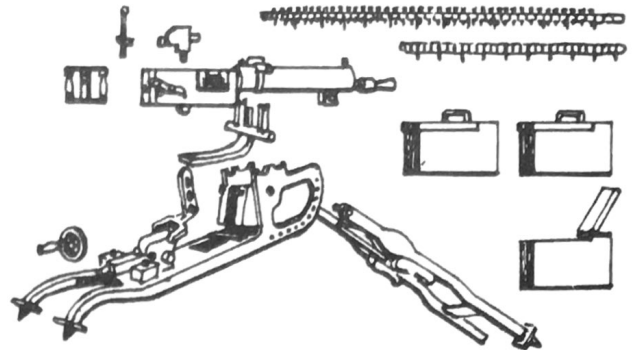
Each pack AF1.—AF6, etc, contains eight heads of different features and facial expressions. With imaginative painting further variations can be created. The variations of headgear are worn at different attitudes too.

SCALE LINK Catalogue

White metal castings — basically the same principles apply to the figures on this page as on page 6. — re heads, arms, etc. With slight adjustments most sets of arms, AG11.—A15. are interchangeable, though some arrangements are more appropriate than others.



G9.—No1 Maxim. G10.—No2 Maxim.
Both figures come with full separate equipment.
G9. has a pistol, therefore NO rifle or bayonet.



EG1.—MG08 Sledge mount Maxim 7.92mm. Contains—
illustrated instructions, photo etched elevating wheel,
'ammo' belt, 9 X gun part castings and 3 X 'ammo' boxes.




G9a. and G10a are in 'clean fatigue'—NO equipment
Many applications—kneeling 'medic', gunner with shell, etc.
Sitting—fusing shell, writing letter, cleaning rifle, resting, etc., etc.
These figures are supplied with 2 X pairs of arms as shown.



AG14.—6 X pairs of arms 'shooting' 12 arms. These
arms adapt to figures G7, G10, and G11.



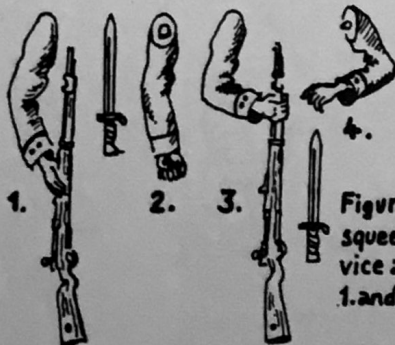
EG3.—This pack contains 2 X MG08/15
7.92mm. light Maxims., 2 X photo etched
'ammo' belts and 4 X 'ammo' boxes.



AG12.—Arms for advancing infantry—3 X pairs
carrying rifle at 'port' and 3 X pairs at 'rail'. 12 X arms.



Figure G10a.
Arms AG 15.
Head with kit.

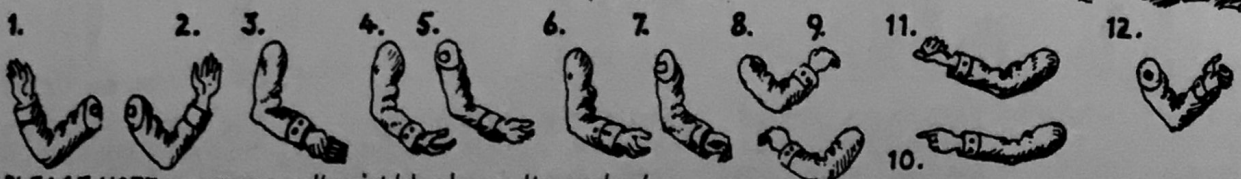


AG13.—3 X pairs of arms holding rifle 'at ease'.
3 X pairs holding rifle 'easy'. 12 X arms.



Figure G11.
Arms AG14.
Head AG2.

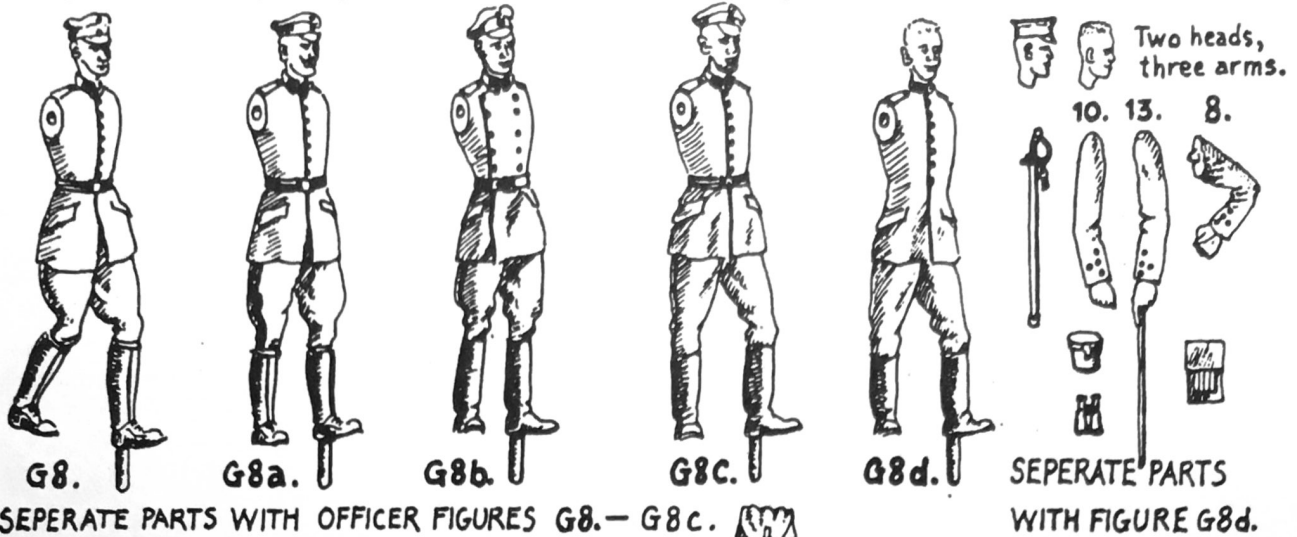
Figure G2.
Arms AG12.
Head AG4.



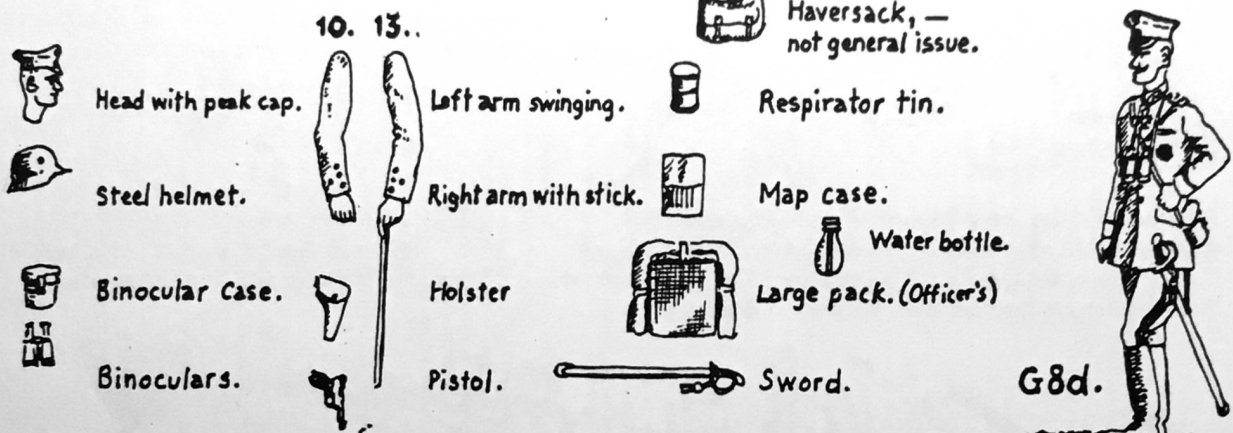
PLEASE NOTE—we reserve the right to change the contents.

AG15.—12 X assorted soldiers' arms—arms raised, loading, lifting, holding, pointing, holding, holding.

White metal castings—figures have separate heads (Wearing 'peak caps' AG 5.) which are pre-mixed from a selection of eight, the exception is G8d. which is provided with one 'bare' head and one head with a 'stiff' peak cap. All equipment is separate as illustrated. Many variations can be achieved by using the separate packs of heads wearing different head gear together with assorted arms. All standing figures are provided with a base, plus peg.



SEPERATE PARTS WITH OFFICER FIGURES G8.— G8c.



AG 11.—Officers' arms. These arms can be used with any figure besides that of an officer though the poses are more suggestive of 'higher rank.'



Adeptation — some suggestions below.



Fig G8.—with head from AG 4. and from AG 11.—arm No 3.

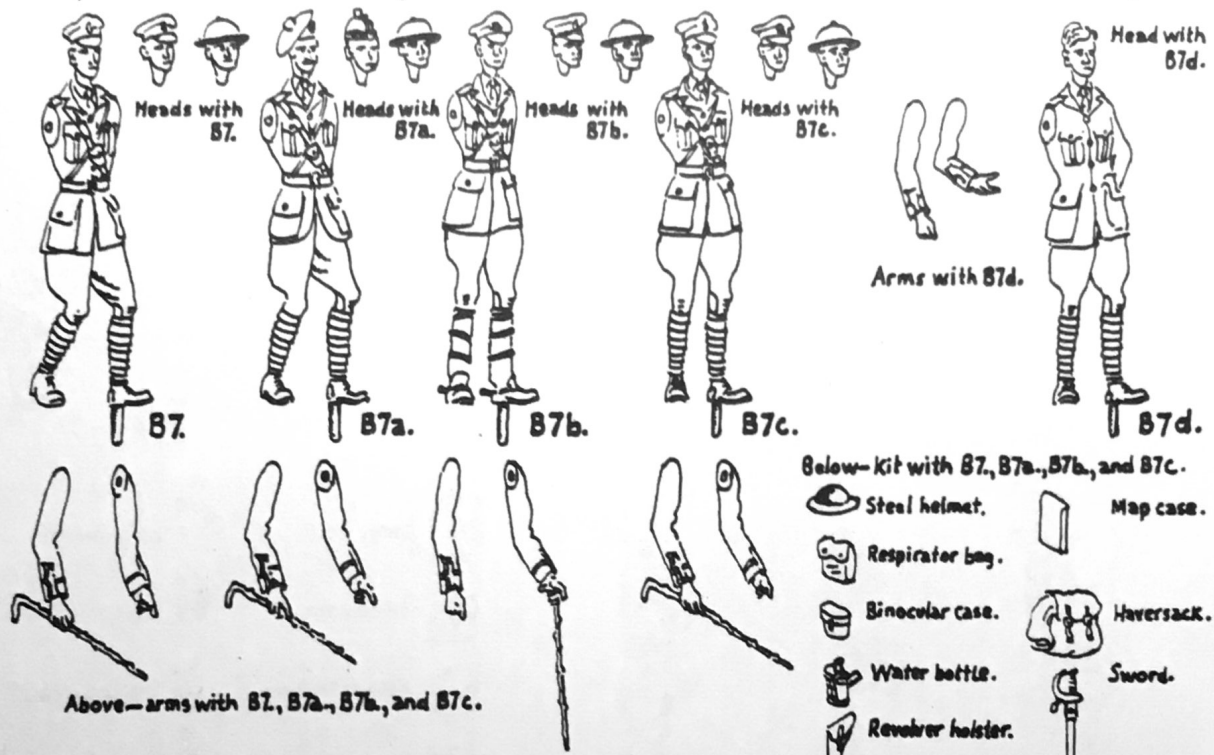
Fig G8a.—with head from AG 2. and arms No's 6 and 9 from AG 11.

Fig G8b.—Artillery officer, with head and right arm supplied. Left arm No 12 from AG 11.


Fig G8c.—Jäger, head from AG 3. Right arm from AG 11. Left arm supplied.

SCALE LINK Catalogue — British Army 1914—18

White metal castings — figures have separate heads, arms, and equipment and standing figures are provided with a base. Many variations can be achieved with extra 'head' and 'arm' packs.



Each pack contains Eight Assorted Heads of a particular type, ie — AH1.—'Bare heads', AB6.—'Sun helmets'



AB8.— Officer's arms. These arms can be used with any figure — when not an officer shave off the cuff badge and file a crease or two around the cuff to take the stiffness out. The pairs of arms can be interchanged to suite, but it is unlikely to see a Private with a 'Walking stick!'




Fig B7.—with arms 3 and 7.

Fig B5.— Head from AB2 as worn by B. E. F. Summer 1914.


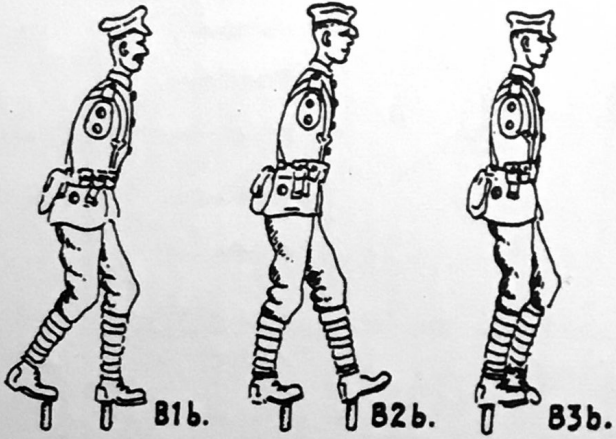
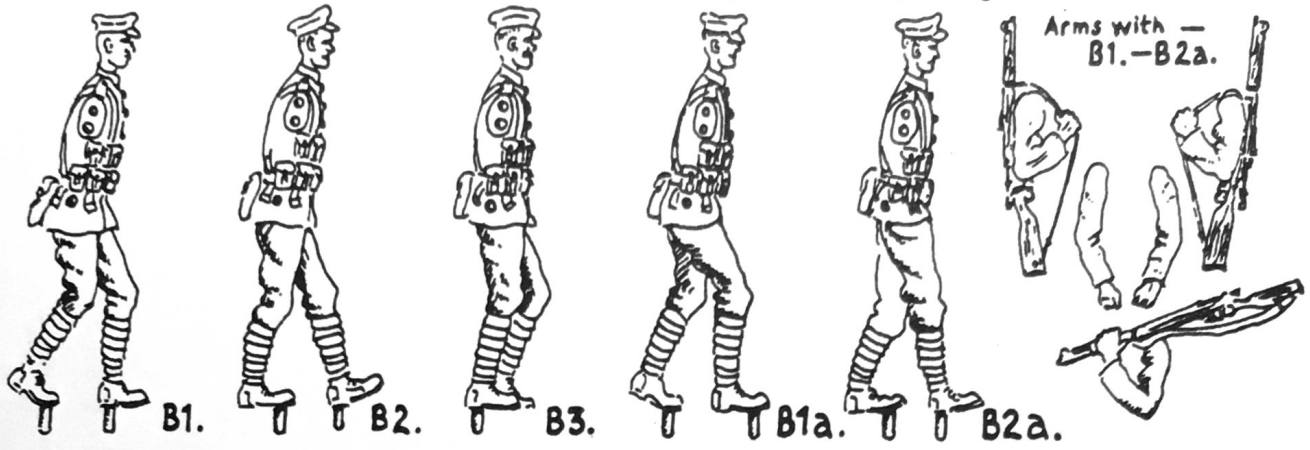
Fig B4.— Head from AB7. Left arm—No 7. Trust them.

Some suggestions.

Using arms 4 and 6. Wearing F.S.M.O.
 F.S.M.O. — Full Service Marching Order — the lot!
 L.S.M.O. — Light Service Marching Order — less 'Large pack'
 + God knows what else!


SCALE LINK Catalogue — British Army 1914—18

White metal castings — figures have separate heads, arms, and equipment and are (standing), provided with a base. Heads, and arms vary and are pre mixed in packing for 'casual' effect.

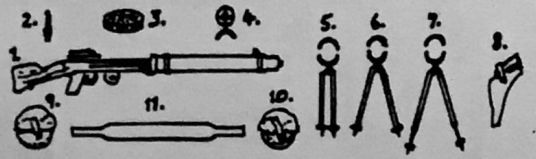


Standard equipment with every infantry figure.

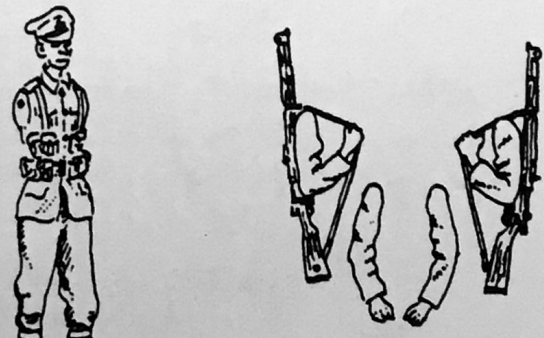
Arms with — B1b., B2b., and B3b.
Either Left or Right carrying.




Two arms per figure.
Extra equipment with — B1b., B2b., and B3b.



1.—Lewis gun 2.—Leaf back sight 3.—Drum magazine 4.—Ring sight—A.A.
5.—Bipod closed 6.—Bipod open 7.—Bipod open — extended
8.—Revolver holster 9. and 10.— Magazine pouches 11.— Pannier strap.

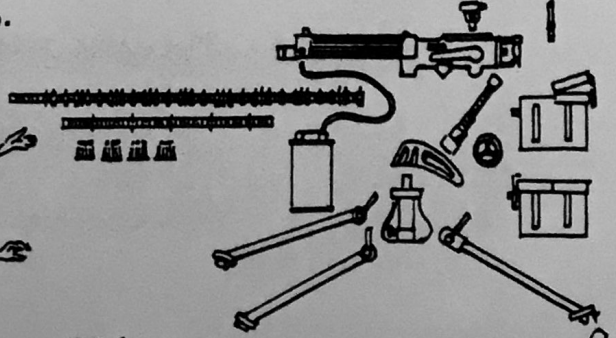


Each figure B4. is supplied with —
Left and Right hanging and Left or Right slung rifle. (Three arms)



B5.—No 1 Vickers.

B6.—No 2 Vickers.



EB 1.— .303 Vickers and accessories.

SCALE LINK Catalogue — British Army 1914—18

The prefix 'EB' — means 'Equipment British' and along with other items will be steadily added to. All New additions will be announced in Military Modelling. Castings are in 'white metal' plus 'photo etchings'.

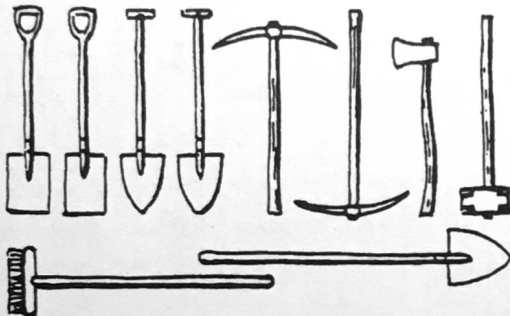
EB1.— .303 Vickers gun and accessories.

See Page 1. for details. Includes instructions. 'Ammo clips, 'ammo belts and leaf backsight— 'photo etched'.

EB3.— .303 Lewis gun and accessories.

See details illustrated on Page 1. Pack includes Two of everything except revolver — holster which go with B1b., B2b., and B3b. Leaf back sight, — bipods and pannier strap are 'photo etched' brass. + instructions.

EB4.— Pioneer set.



EB5.— Army issue wheel barrow.




An essential extension for the picks and shovels.


32F1.—

Photo etched barbed wire. Lengths (7.75") sleeve in to each other and build up a total length of nearly 17'6". 27 lengths per sheet.

EB7.— 2x Barbed wire cutters. 8x Barbed wire spools.




EB10.— Dug out details.



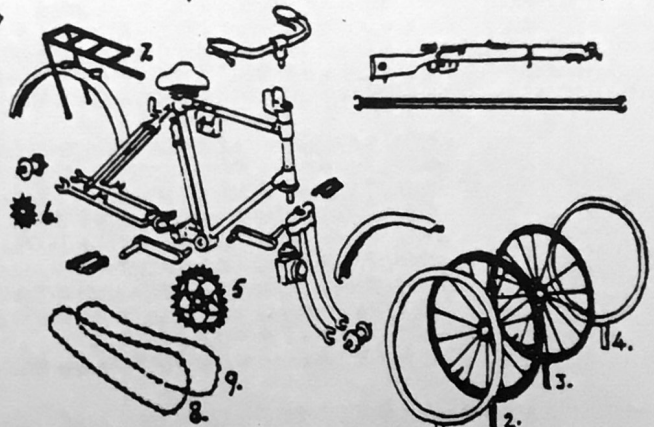
Comprises— Rum jar,
—tankard, mess tin, Very light pistol,
—candle holder, field telephone, and pint mug.

EB2.—




Items above .303 S.M.L.E. — are 'photo etched' brass From top to bottom as follows— 2x Valise straps, 2x Shoulder straps 1x Rifle sling, 1x Spare Valise strap, 1x Webb belt + buckle, 4x webb rear of belt, attachments, 2x front webb extensions for pistol etc. Range of buckles. Many diorama applications here — battle field litter, around the — trench, halt for a 'fag' etc, discarded at a field dressing station etc, etc. + instructions.

EB6.— Army issue bicycle — favoured by the Post Corporal.




Each wheel comprises 1.—half tyre — casting 2.—photo etched rim and spokes, 1. hub casting 3.— photo — etched rim and spokes 4.—half tyre casting. No's 2, 3, 5, 6, 7, 8, and — are all photo etched + 10 and 11 rear rims. The bike comprises 15 castings and 9 photo etched components + rifle and sling. Instructions included.

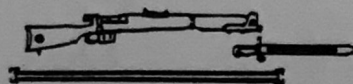
EB9.— 4x Folding chairs.



EB8.— Gramophone with horn + record sleeve and records.



EB11.— 8x .303 S.M.L.E. with sling and bayonet.



Useful diorama detail — propped on the 'fire step', resting in a firing loop, stuck in the ground, bayonet first to mark a fallen 'Pal', on the ranges, in the 'Armoury' etc etc.

SCALE LINK

German Army 1914-18




GERMAN ARMY.

- G1. MARCHING, LEFT FOOT FORWARD, SEPERATE F.S.M.O.
- G2. MARCHING, LEFT FOOT FORWARD, SEPERATE F.S.M.O.
- G3. MARCHING, LEFT FOOT FORWARD, SEPERATE F.S.M.O.
- G4. MARCHING, RIGHT FOOT FORWARD, SEPERATE F.S.M.O.
- G5. MARCHING, RIGHT FOOT FORWARD, SEPERATE F.S.M.O.
- G6. STANDING, AT EASE, SEPERATE F.S.M.O.
- G7. STANDING, LEFT KNEE BENT, SEPERATE F.S.M.O.
- G1a. MARCHING, LEFT FOOT FORWARD, NO KIT, CLEAN FATIGUE.
- G2a. MARCHING, LEFT FOOT FORWARD, NO KIT, CLEAN FATIGUE.
- G3a. MARCHING, LEFT FOOT FORWARD, NO KIT, CLEAN FATIGUE.
- G4a. MARCHING, RIGHT FOOT FORWARD, NO KIT, CLEAN FATIGUE.
- G5a. MARCHING, RIGHT FOOT FORWARD, NO KIT, CLEAN FATIGUE.
- G6a. STANDING, AT EASE, NO KIT, CLEAN FATIGUE.

- G8. - MARCHING OFFICER, LEFT FOOT FIRST, WITH FULL SEPERATE EQUIPMENT.
- G8a. - STANDING OFFICER, FEET APART, WEARING LEGGINGS, + FULL SEPERATE EQUIPMENT.
- G8b. - STANDING ARTILLERY OFFICER, FEET APART, WEARING JACK BOOTS, + FULL SEPERATE EQUIPMENT.
- G8c. - STANDING OFFICER, LEFT KNEE BENT, WEARING JACK BOOTS, + FULL SEPERATE EQUIPMENT.
- G8d. - STANDING OFFICER, LEFT KNEE BENT, WEARING JACK BOOTS, + BARE HEAD + FULL SEPERATE EQUIPMENT, ON or OFF DUTY.
- G9. - No 1. MAXIM MG08, SITTING + FULL SEPERATE EQUIPMENT.
- G9b. - SITTING, FIGURE IN 'CLEAN FATIGUE' WITH 2X PAIRS OF ARMS.
- G10. - No 2. MAXIM MG08, KNEELING + FULL SEPERATE EQUIPMENT.
- G10a. - KNEELING, FIGURE IN 'CLEAN FATIGUE' WITH 2X PAIRS OF ARMS.
- G11. - STANDING, LEANING FORWARD, ALERT STANCE + FULL SEPERATE EQUIPMENT.


- AG 1. 8 X ASSORTED HEADS, WEARING DIFFERENTLY, 'FATIGUE' HATS.
- AG 2. 8 X ASSORTED HEADS, WEARING 'SERVICE' PICKLEHAUBES.
- AG 3. 8 X ASSORTED HEADS, WEARING 'SHAKOS (SERVICE)'.
- AG 4. 8 X ASSORTED HEADS, WEARING STEEL HELMETS.
- AG 5. 8 X ASSORTED HEADS, WEARING DIFFERENTLY, PEAK CAPS.
- AG 6. 8 X ASSORTED HEADS, WEARING PARADE 'PICKLEHAUB'.
- AG 7. 8 X ASSORTED HEADS, WEARING PARADE 'SHAKOS'.
- AG 8. 8 X ASSORTED HEADS, WEARING DIFFERENTLY 'SKI HATS'.
- AG 9. 6 X LARGE PACKS - JAGER.
- AG 10. 6 X RUCK SACKS PLUS ICE PICKS and ROPE COILS.

- AG 11. - 12 X ASSORTED OFFICERS' ARMS - HOLDING BINOCULARS, LUGER PISTOL, MEGAPHONE, SYNCHRONIZING WATCH, etc.
- AG 12. - ARMS FOR ADVANCING INFANTRY. 3X PAIRS CARRYING RIFLE AT 'PORT' 3X PAIRS AT 'TRAIL' 12 ARMS. + 6X BAYONETS.
- AG 13. - 3X PAIRS OF ARMS HOLDING RIFLE 'AT EASE' 3 PAIRS HOLDING RIFLE 'EASY' 12X ARMS. + 6X BAYONETS.
- AG 14. - 6X PAIRS OF ARMS FIRING RIFLES. 12X ARMS. ADAPT TO FIGURES G7, G10, and G11.
- AG 15. - 12 X ASSORTED SOLDIERS' ARMS - RAISED, LOADING RIFLE, POINTING, LIFTING, HOLDING and CARRYING.
- AG 16. - 3 X PAIRS OF ARMS FIRING LIGHT MAXIM MG08/15. 6 X ARMS.
- EG 1. - 7.92mm. SLED MOUNT HEAVY MAXIM MG08. + INSTRUCTIONS, PHOTO ETCHED 'AMMO' BELT + 3X 'AMMO' BOXES.
- EG 2. - FULL SEPERATE EQUIPMENT + PHOTO ETCHED BELTS, STRAPS and BUCKLES.
- EG 3. - 7.92mm. LIGHT MAXIM MG08/15 x 2 + 2X PHOTO ETCHED 'AMMO' BELTS + 4 X 'AMMO' BOXES.
- EG 4. - 8 X MAUSER RIFLES + PHOTO ETCHED SLINGS, + 8 X BAYONETS.
- 32 F1. - PHOTO ETCHED BARBED WIRE. 1 3/4" STRANDS MAKE UP APPROX 5.4 m.



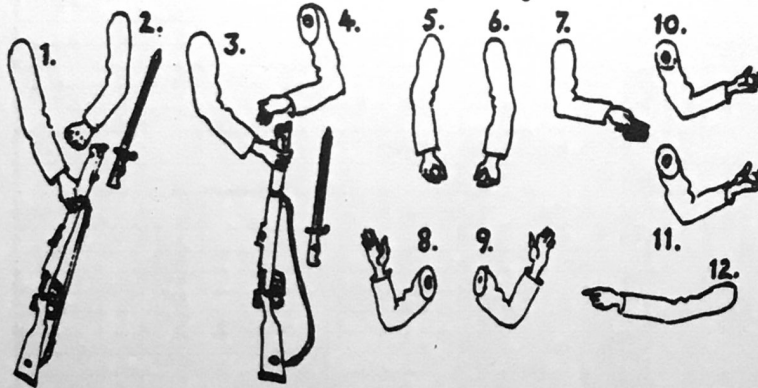
SCALE LINK Catalogue — British Army 1914—18

AB9.—Arms for advancing infantry. These arms are applicable for battle situations—advancing in to 'Action', on 'Patrol' or 'Action Imminent'. For B.E.F. August—September 1914, use 'Stiff' peak caps—AB2. Winter 1914—1915, 'Soft' peak caps, as issued with figure kits, and later 'Steel helmets' AB3. After the start of the War and Trench Warfare began, it was customary for infantry to go in to action wearing L.S.M.O (Note page 2.) Figures below wearing L.S.M.O. Period 1916—Steel helmets and 'Respirators' were constantly worn.



AB9.— Contains Three pairs of arms for rifle at 'the Port', Two pairs of arms for rifle at 'the Trail', and One pair of arms for rifle 'Slung' over Right shoulder. Separate bayonets (x6) are included. Note, figures from Left to Right are—B2., —B1., B1a, B3., B2a, and B3. The arm with a hand pointing is from AB10. Barbed wire cutters are from EB7.

AB10.



B.E.F. Summer 1914—figure B1, arms Nos —7 and 10. Rifle and sling from EB11, head from AB2. Figure wearing F.S.M.O. Loading rifle from charger clip—5 Rounds. Rifle is the .303 S.M.L.E. at start of action —1 round 'up the spout' and 10 in the 'magazine'. Standard rate of fire—15 aimed rounds per-minute—quite a few could manage more.



Figure B4a, with arms Nos 5 and 6 holding up EBS—wheel barrow. You name it, 'Tommy' lifted it—many uses for 5 and 6!




Figure B3., arms Nos 8 and 11 or 10. Head from AB3., rifle from EB11. On 'Patrol.'

The separate arms contained in AB8.—AB10. —together with different heads in AH1—AB7, offer plenty of scope for variations and a few such ideas are illustrated on this page.

When trying any combination, first carefully check the surfaces to be 'Mated'. Depending on the angle you are placing the arm, some packing on the body may be required, also some careful 'elbow' bending! A little filing on the inside of the bend could help. When sure of the fit, let the bedding (packing) material set (Barbols or Cataloy paste). Fix with 5 minute Epoxy—be patient, give it 10 minutes! Hold the limb to the body with tape or Plastercine while setting.



Figure B1., with arm No 2 in a 'sling', and head from AH1.,—bandaged.

1/32nd SCALE WORLD WAR 1 MILITARY SERIES

QUANT. REQD.	CAT. NO.	DESCRIPTION	PRICE
SOLDIER KITS - FIRST SERIES			\$5.95
PLEASE MARK BELOW THE SPECIFIC KITS REQUIRED:			
B1	B6	B7B	G2A G9A
B2	B7	B7C	G3A G10A
B3	B1A	B7D	G4A EG1
B4	B2A	AH1	G5A
B5	B7A	G1A	G6A
SOLDIER KITS - SECOND SERIES			\$6.49
B1B	G2	G6	G10 G8C
B2B	G3	G7	G11 G8D
B3B	G4	G8	G8A
G1	G5	G9	G8B
SOLDIER KITS - THIRD SERIES			\$6.49
F1	F5	F2A	F6A
F2	F6	F3A	F7A
F3	F7	F4A	
F4	F1A	F5A	
ACCESSORIES - FIRST SERIES			\$4.95
EB4	EB5		
ACCESSORIES - SECOND SERIES			\$4.95
AB1	EB3	EB7	AG8 AF4
AB2	EB7	EB15	AG9 AF5
AB3	EB8	AG7	AG10 AF6
AB4	EB9	AG2	EG2 EF1
AB5	EB10	AG3	EG7 EF2
AB6	EB11	AG4	EG4 EF3
AB7	EB12	AG5	AF1 EF4
EB1	EB13	AG6	AF2 EF5
EB2	EB14	AG7	AF3
ACCESSORIES - THIRD SERIES			\$4.95
EB15	EB16		
ACCESSORIES - FOURTH SERIES			\$4.95
AB8	AB10	AG12	
AB9	AG11	AG13	
HORSES			\$11.95
H1	H3	H5	H7
H2	H4	H6	H8
H/GH GRAZING HEADS			\$2.95
METAL VEHICLE KITS			
EB6	ARMY BICYCLE + S.M.L.E.		\$6.95
EB/VK1	ROLLS ROYCE ARMoured CAR		\$94.95
EB/GK1	60 POUNDER MK. 1 BL GUN & CARRIAGE LIMBER		\$119.95
EF/VK1	RENAULT FT17 LIGHT TANKS		\$94.95